
All In One Cracking Guide

- Cracking Accounts

- How to use SentryMBA (Basics)
- How to use STORM (Basics) [\[Updated\]](#)
- How to use SNIPR (Basics) [\[Updated\]](#)
- How to use OpenBullet (Basics) [\[New\]](#)
- Cracking Spotify Accounts
- Cracking WWE Accounts
- Cracking Netflix Accounts
- Cracking Mail Access Accounts
- Cracking Steam Accounts
- Cracking uPlay Accounts
- Cracking Origin Accounts
- Cracking NordVPN Accounts
- Cracking Minecraft Accounts
- Cracking GTA V (Social Club) Accounts
- Cracking Mega.nz Accounts (Cloud)
- Cracking Fortnite Accounts
- How to Generate Netflix Gift Cards [\[New\]](#)
- Keep cracked accounts for life [\[New\]](#)
- How to Upgrade your own Spotify account [\[New\]](#)
- Cracking Resources (Tools etc.)
- Cracking Configs [\[New and Improved\]](#)

- Gathering Proxies

- Usage of Proxy Scrapers
- Tools to grab and check Proxies
- Proxy Sources
- Websites to buy HQ Proxies

- Hashes[\[New\]](#)

- What is a Hash?
- Different types of hashes
- Find type of a certain hash
- Best way to 'decrypt' a single hash
- How to 'unhash' whole combos

- Get your (own) combos

- SQLi Dumper
- Dorks [\[improved\]](#)
 - What are Dorks and for what we use them
 - Where to get dorks
 - How to create dorks using a dork generator
 - How to handwrite dorks
- (Pastebin) Slayer Leecher (not recommended)

- Keep yourself safe

- Hide your identity
- Usage of a VPN + Possible IP Leaks
- Special Privacy Browsers

- Viruses and Files Handling
- File Encryption + File Deletion
- Usage of Sandboxie and VMs
- Usage of TOR
- Account Safety

- Making Profit out of cracking

- How to sell your accounts
- Link Monetization
- Avoid getting scammed



E-Book Terms of Service

As I spent much time writing this eBook, and I could've done other things in this time I have some terms when you read this eBook.

1. You may **not** leak or resell this eBook
2. You may **not** claim you are the owner / author of this eBook
3. You may **not** give this eBook to others without my permission – We can talk about a discount – Or you **may** even get a copy for free – But please **respect** my work and time I spent
4. I am **not** responsible for any things you do with the following methods – The eBook was made for **educational** purposes and should **not** encourage anyone to do illegal things
5. I may update the eBook – add things to it – but I am not forced to – Most likely I will update it though.
6. If the eBook gets leaked – and you bought it you may not create a scam report – remember I add things – leaked version wont have then.
7. Have fun reading and learning!

Introduction

Cracking and Hacking. 2 nice things, some people do it for money, some people for fun, some people for themselves. There are many nice things you can do in the internet. In this eBook you gonna learn a few things about Cracking, keeping yourself safe, how you get nice stuff and how you make money.

Cracking Accounts

- *Disclaimer*

Cracking is illegal – This tutorial is for educational purposes. If you do any of the things, you should always use an no-log VPN. More in the 'Keep yourself safe' section

- Cracking FAQ

- What is a combo?

A combo is a list of hacked logins. Mostly email:pass, but also user:pass – We use them to check for working accounts on different websites.

- Why do we need proxies?

We need proxies because the site we try to crack accounts from blocks our IP if we try to login multiple times with the same IP as security feature.

- Why do we have to use VPN?

For your own security. You don't want the cops at your door or retards doxing you.

- Is cracking really that easy?

I guess, if I manage to do it, it is.

- How to use SentryMBA (Basics)

Im gonna show you how to use SentryMBA with WWE as an example.

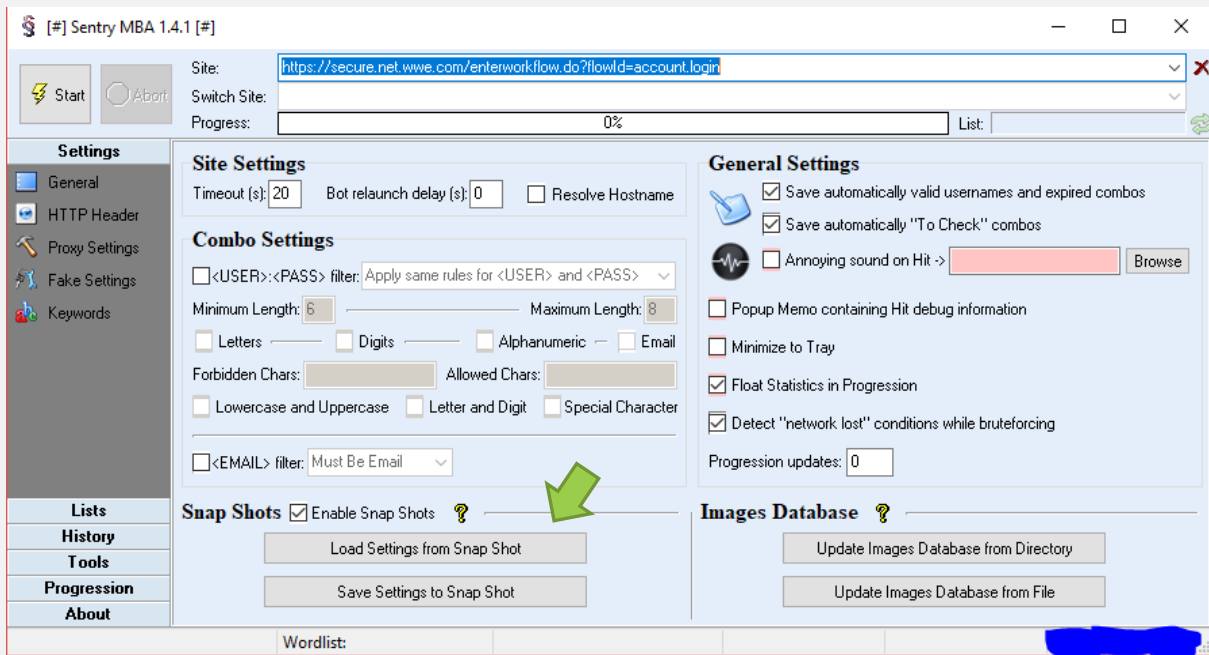
You gonna learn now – how to crack accounts of your choice easily – how to load Wordlists and Proxylists in Sentry MBA, and how to use progression and History.

Things you need:

- A combolist (Email:Pass or User:Pass – depending on website you crack)
- A config (snapshot)
- Proxies (Depending on website you crack)

First of all you have to chose your Sentry Version. I use a modded Sentry (v.1.4.1 by The Old Warrior) – search one that looks fine for you and you're good to go.

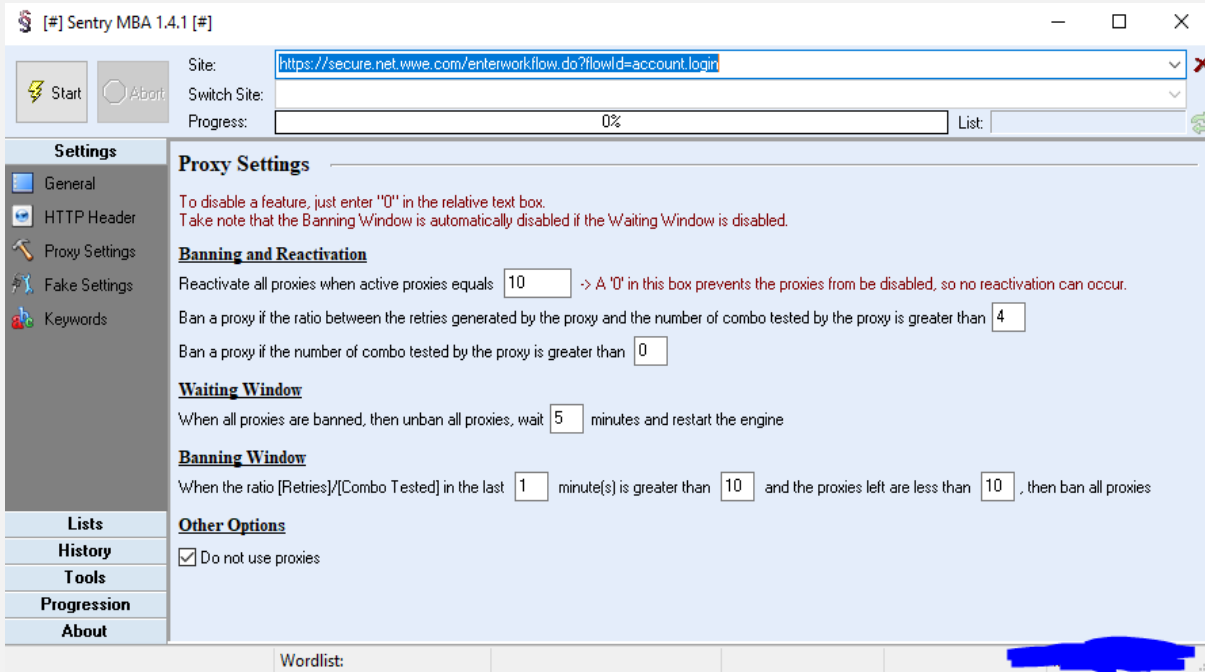
Then let's startup Sentry – when not on RDP and cracking proxyless – like always enable VPN!



When started your Sentry should look like that:

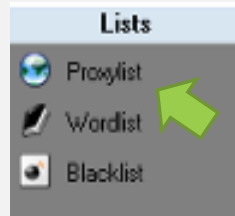
First of all we gonna load our config. Make sure your config is up to date and working. For this we click on Load Settings from Snap Shot. Chose your ini File and go.







Then after the config is loaded, we go to Proxy Settings and check if



our config needs proxies.

If 'Do not use proxies' is selected, we know our config doesn't need proxies. If it's not selected – next thing we gonna do is load our proxies. For this we go to Lists Tab → Proxy List

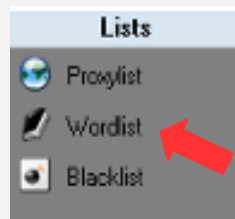


ProxyList						
Type	Proxy	Port	Status	Retries	Tested	
						
						
						
						
						
						

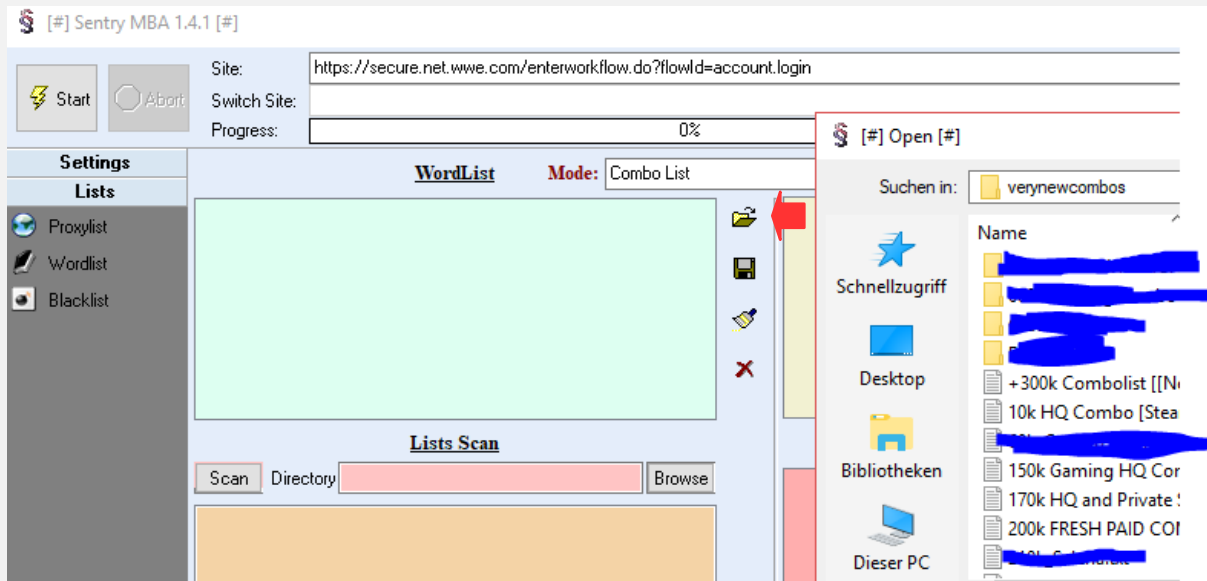
There we are going to load our proxies

Press the folder and then choose the proxy type you got a list for. Now choose your proxies txt file. When the proxies are loaded – next thing we going to do is adding our combolist.

For this we go to Lists Tab → Wordlist



When there, click the folder icon next to the wordlist panel and choose your combo file.



When the combolist is added, we head over to History Settings – As for example the WWE config we want our keys to be instant saved in



history so we can export the hits easily with a filter later.

First of all we check 'Update History Frame in Realtime'

Then we are going to make our own Save Filter.

I personally use <COMBO> | <KEYS> for WWE as I can easily remove the non sub accounts later.

There are those variables available:

<PROTO>

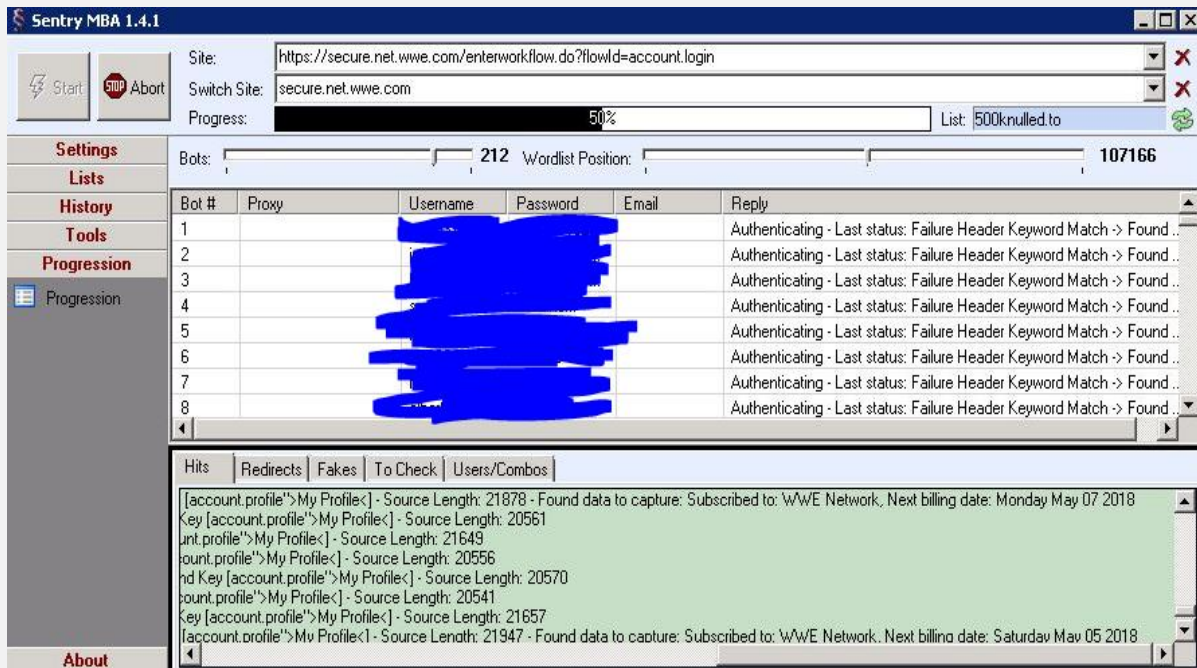
<COMBO> - The hit combo

<SITE> - Site your cracking – pretty useless

<KEYS> - Keys captured – most likely your capture

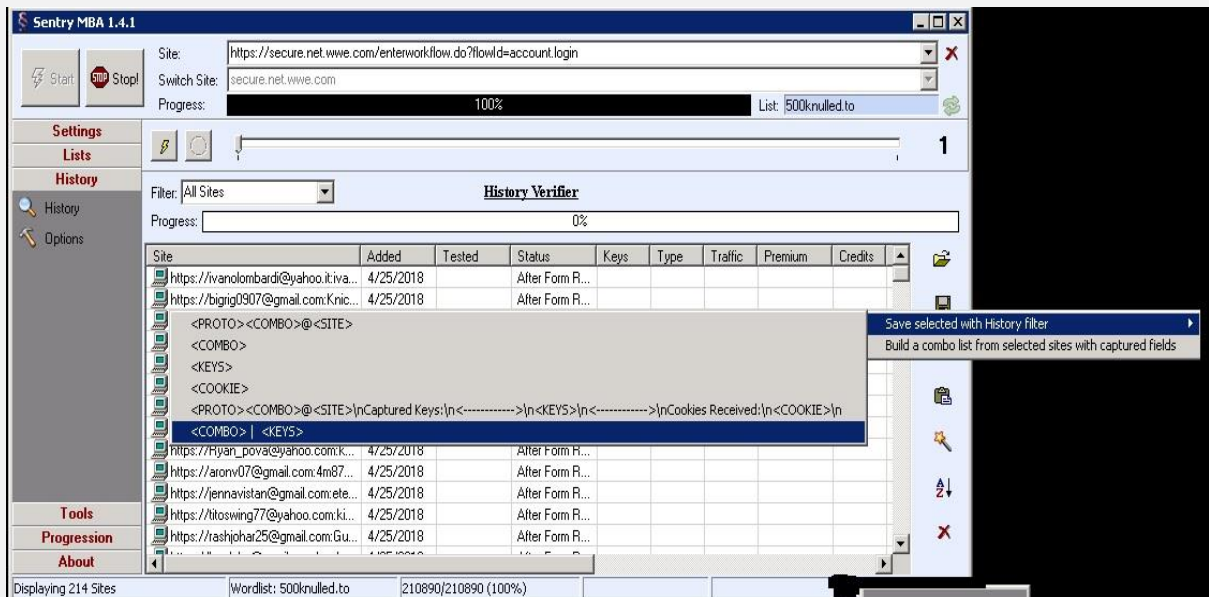
<COOKIE> - Cookie captured

When this stuff is done – We finally head over to progression and can start the bruteforce engine. Choose the bots depending on the config and website. Usually people add how many bots you should use when they post a config.



Progression when cracking Accounts

If you are done with checking we head over to History. There you can see all the hits.



We gonna save our hits with our filter by pressing the disk icon and choosing our filter.

When saved you can regex the hits file however you want e.g. removing no-sub hits.

Example WWE Hits:

```
*None.*\r?\n
```

Replace All with Notepad++

→ All non sub hits removed

- How to use STORM (Basics)

Video Tutorial Link: <https://streamable.com/3lgv2>

Im gonna show you how to use STORM productive.

You gonna learn now – how to crack accounts of your choice easily – how to use STORM in a proper way and how to not use it (Based on my experience)

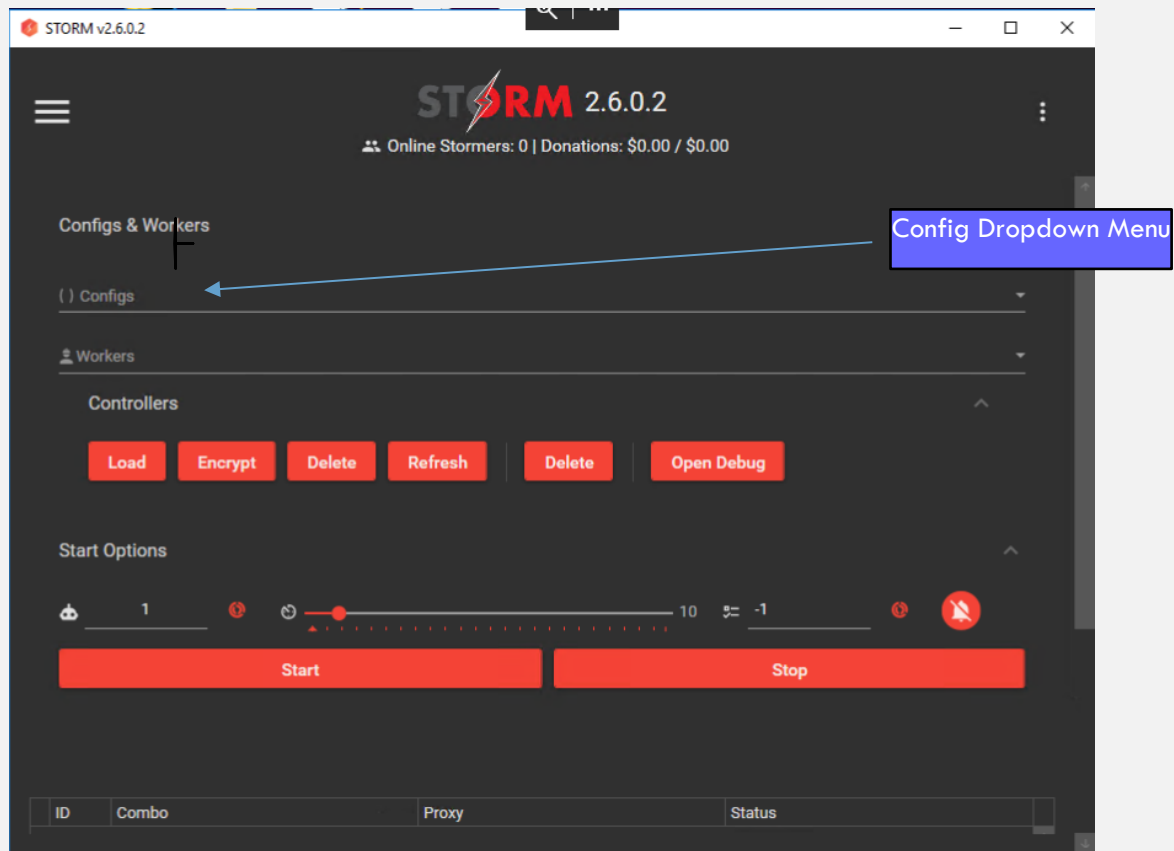
Things you need:

- A combolist (Email:Pass or User:Pass – depending on website you crack)
- A config
- Proxies (Depending on website you crack)

First of all you have to download STORM. You can do that at stormapp.org

After downloading – put all config files you got in the Configurations folder, when done let's startup STORM.

When started, your STORM should look like this



Now STORM is really easy to use.

First of all – select your config in the dropdown menu and set the threads and list position you want.

- There are 2 types of STORM configs, normal (ini) and encrypted ones (sccfg)

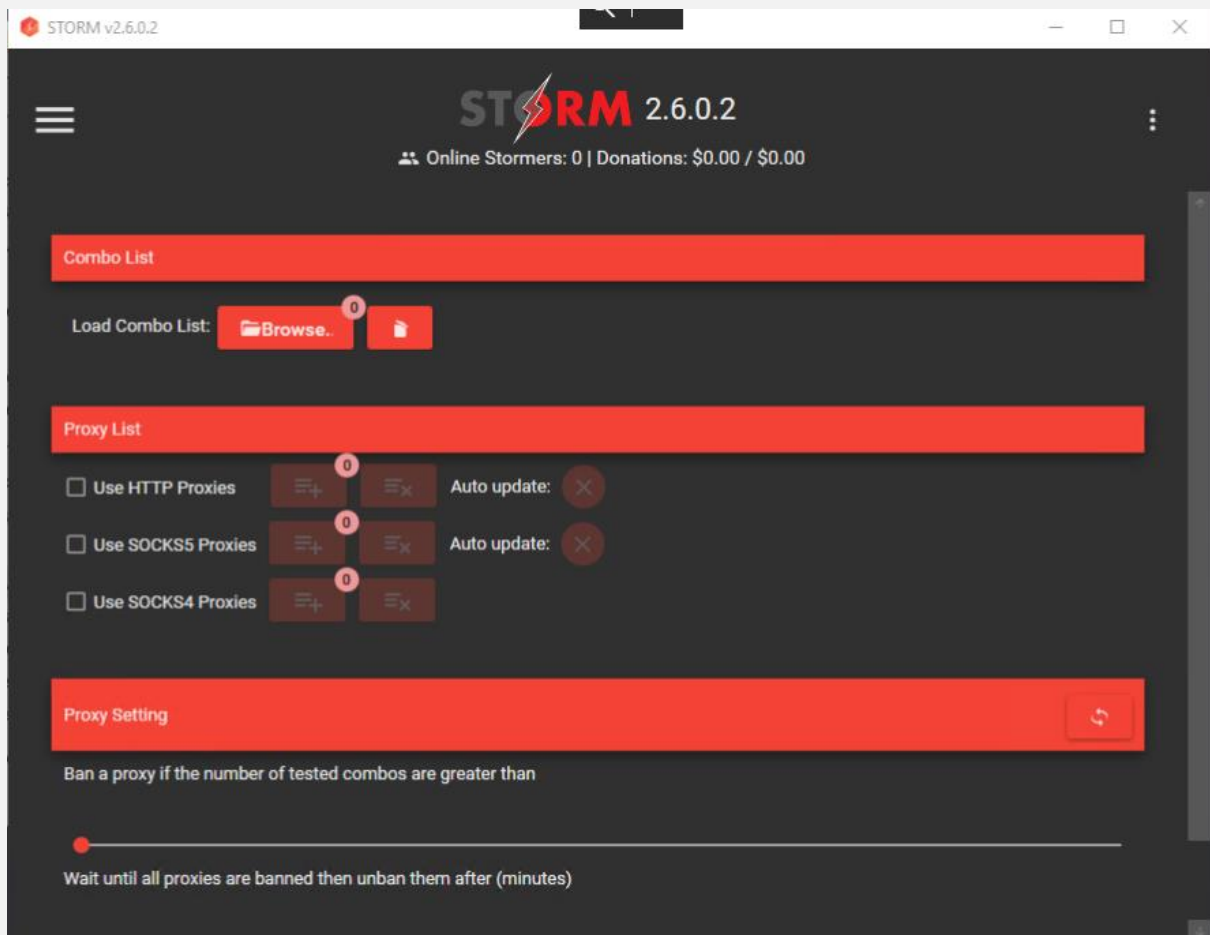
The difference is – non encrypted configs can be edited – encrypted ones not.

Then load the combo you need.

Depending on the website you crack – also load proxies.

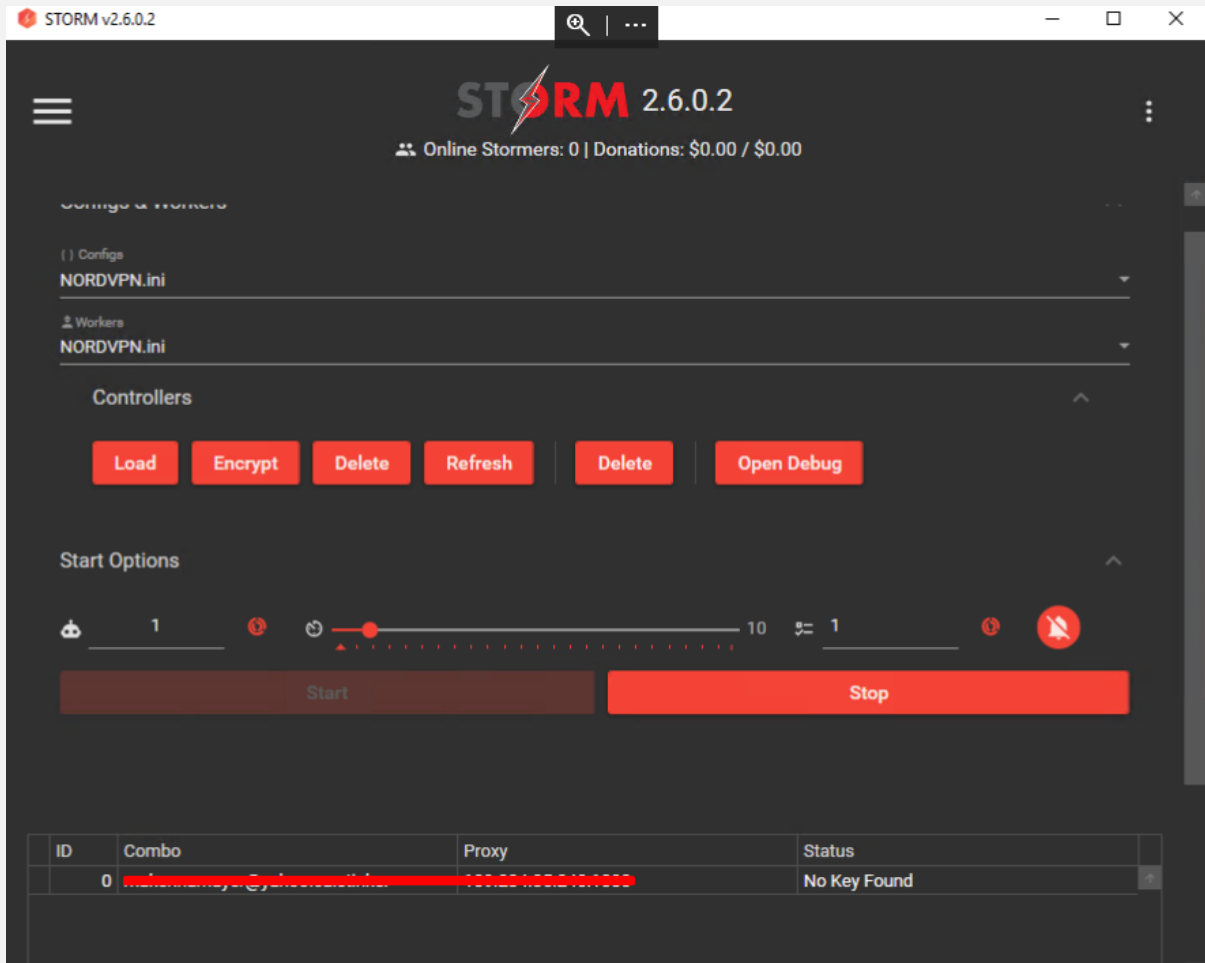
- STORM can run with 3 types of proxies at once

You can load HTTP, Socks5, Socks4 proxies very easy.

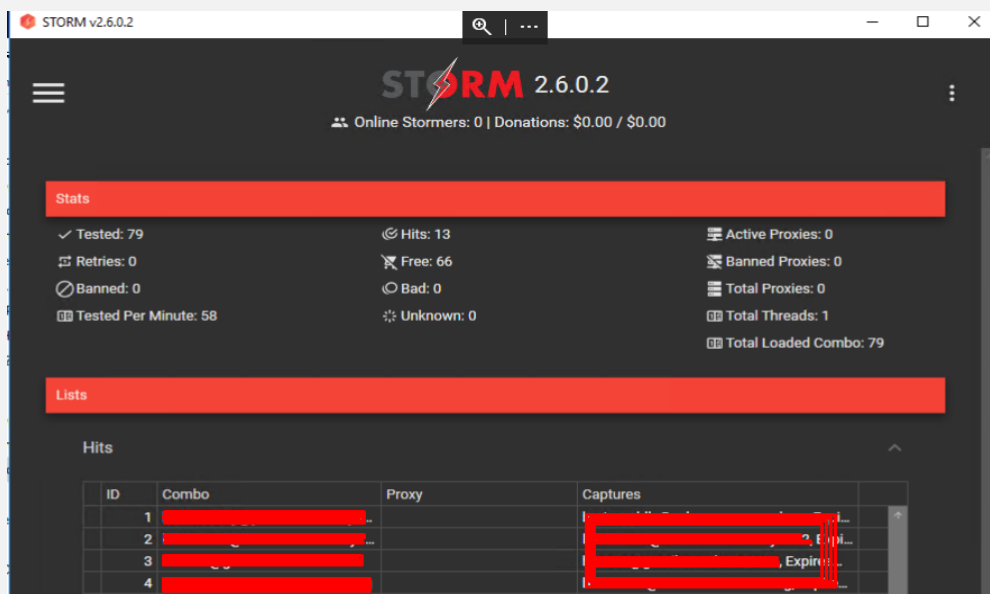


You can also set (If not set by config) or edit the time for STORM to wait after all proxies are banned to unban them again – and continue checking.

When done – switch back to Main Tab and start cracking – that's all!
And that easy – thanks to STORM.



Picture: STORM when cracking, you're able to see the combo line which is getting checked and if it is valid or not.



Picture: Stats, you can see the Hits and Capture of the Hits in STORM, very cool, very nice design.

How to use SNIPR (Basics)

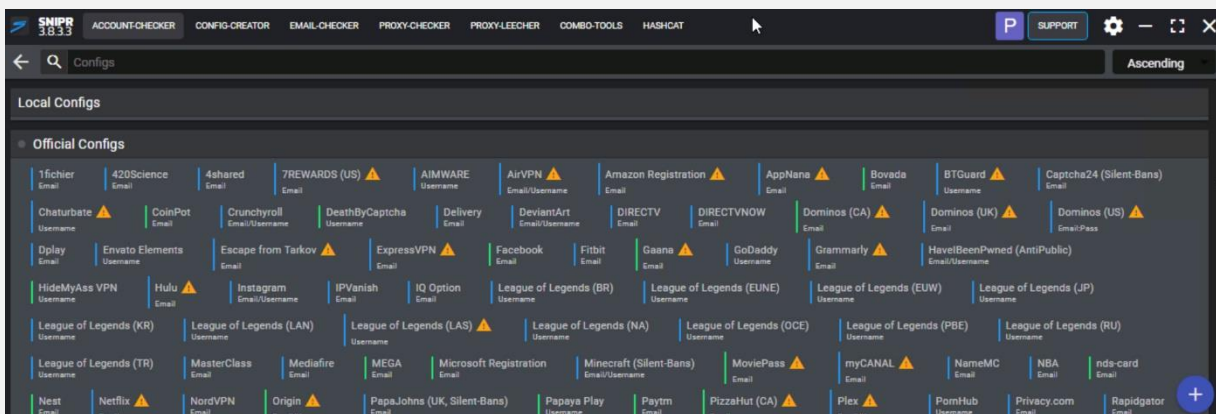
Video Tutorial Link: <https://streamable.com/movi6>

SNIPR is a Account Cracking Tool, which looks really good. The price for it is currently \$20 and you can autobuy it at info.snipr.gg where you can download it too.

It got cracked, however I advise you, use the paid version. Because the Cracked version is Ratted

SNIPR includes:

- Many official built in configs
- Many community submitted configs
- Email Checker with Keywords – Very good – way better than All in one Checker
- Inbuilt Proxy Scraper and Checker
- Inbuilt combo tools



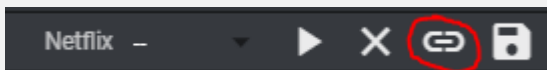
Picture: SNIPR Start Screen – Cracking Config Selection

In the picture you can see there are green and blue configs. The difference between those 2 are proxies.

Green configs = PROXYLESS

Blue configs = Proxies are required

So if you wanna start cracking accounts, first of all you have to choose what you want to crack by clicking on the config name. When done you have to go to the your proxies if required.



Picture: Load proxies



Picture: Load Combo and start cracking

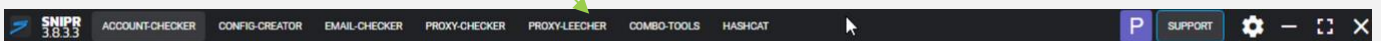
When you loaded your proxies and combo, started cracking you are going to see your hits like this:

Checked (24 cpm): 5.904/177.000	Proxies: 2185/7319	Hits: 57	Invalid: 5.847	Retries: 41.784
Checked (84 cpm): 6.161/177.000	Proxies: 7317/7319	Hits: 94	Invalid: 6.067	Retries: 36.495

Also you can see the progress and the stats of your cracking session:

Picture: Cracking Fitbit and Grammarly Accounts with SNIPR

When you are done cracking or wanna stop you have to save your hits by pressing the save button.



If you wanna start scraping proxies with SNIPR you go to the Proxies leecher Tab and click the Search Button in the right

corner.

It will start scraping proxies from the inbuilt sources or the sources you provided in the sources file.

When done you can save the results, reload the proxy tab and check them by pressing the play button.

How to use OpenBullet (Basics)

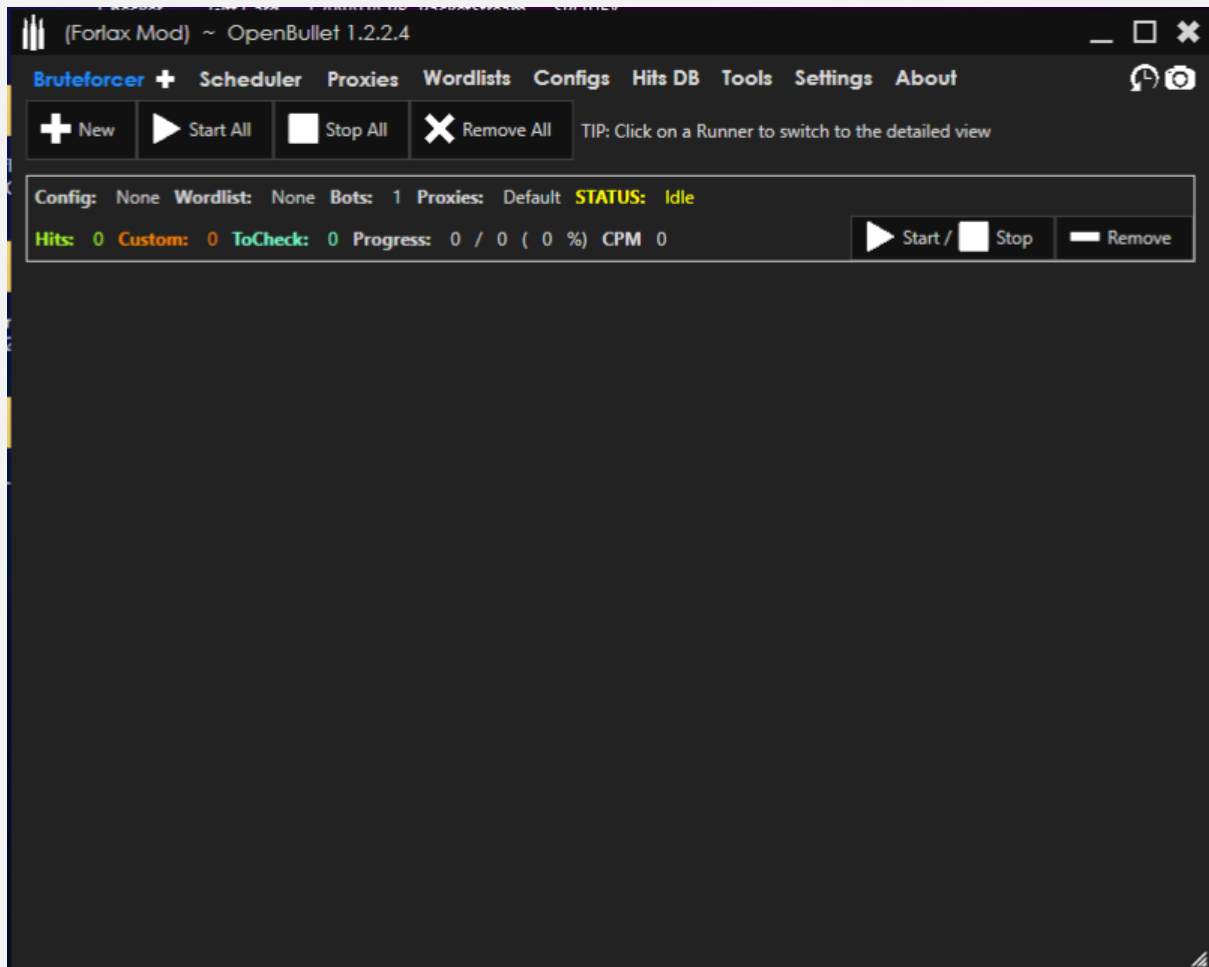
OpenBullet OB is the most advanced and easy to use cracking tool out there

Things you need:

- A combolist (Email:Pass or User:Pass – depending on website you crack)
- A config
- Proxies (Depending on website you crack)

First you'll need to download OpenBullet From [Here](#) Or you could download this Modded Version By Forlax [Here](#) (I personally use this one)

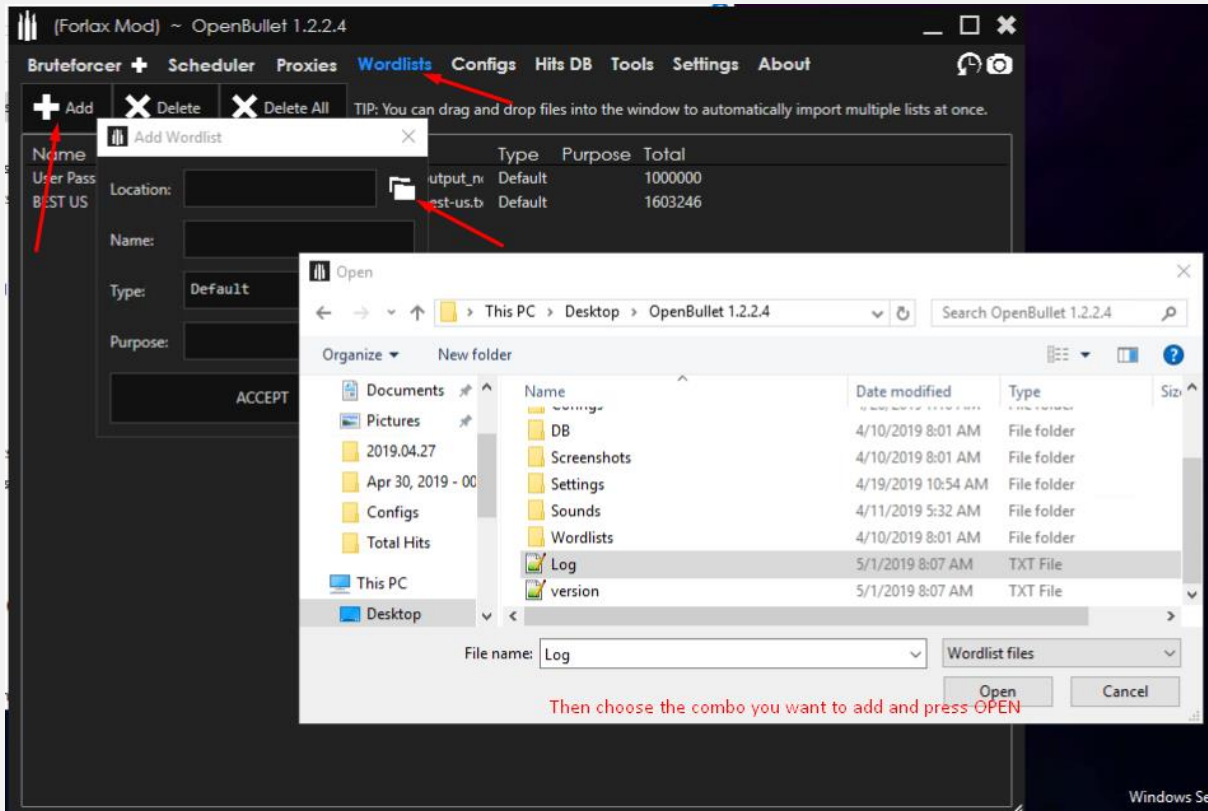
When you open OB this is its start screen



First you go to the folder and go to configs and put all the configs in Configs Folder

Then you go to Wordlists and add your combos there

Click on Add then click on that little folder and choose the combo from your computer

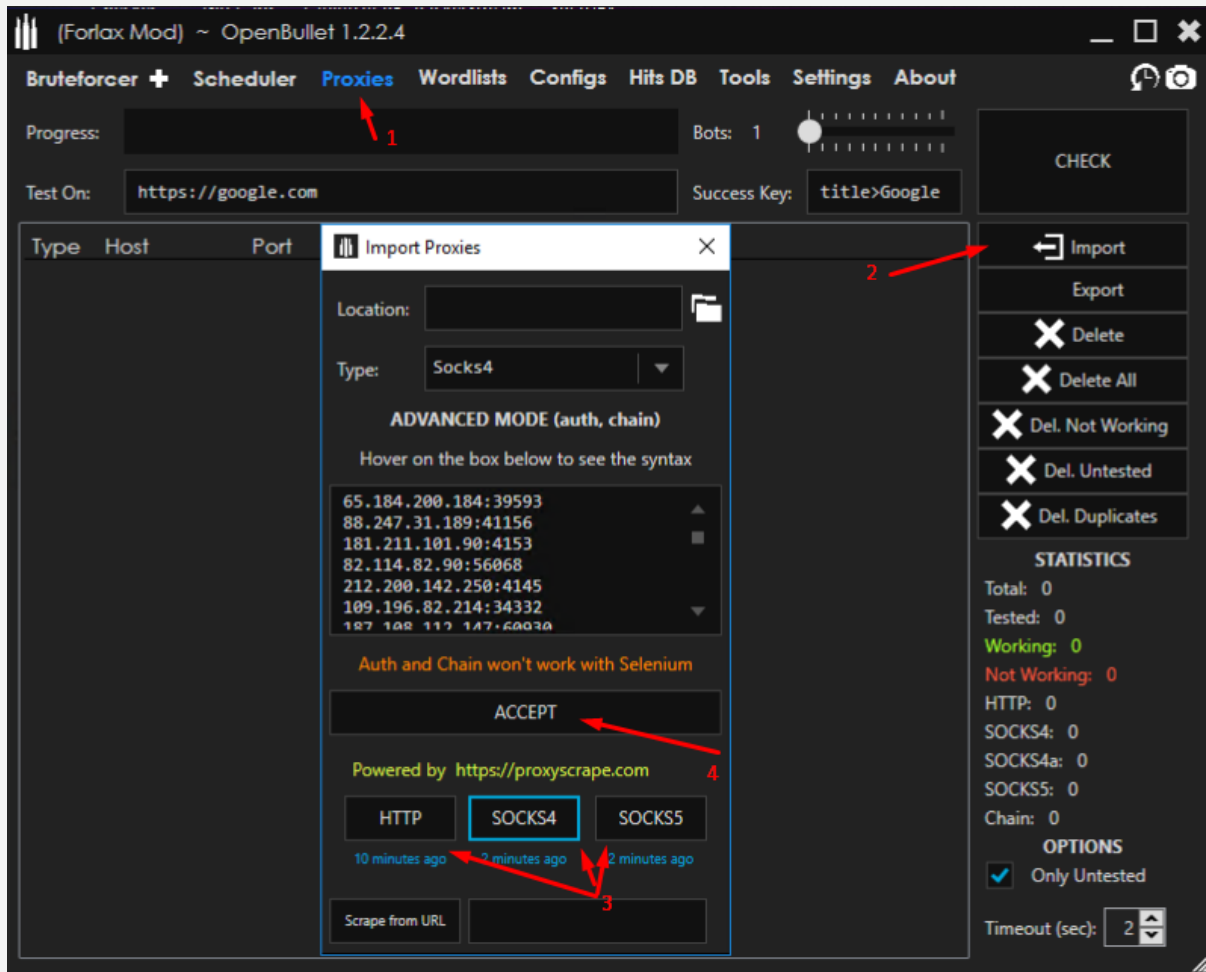


Then Add Proxies

To do that .. Press Proxies → Import → You choose HTTP → Then accept

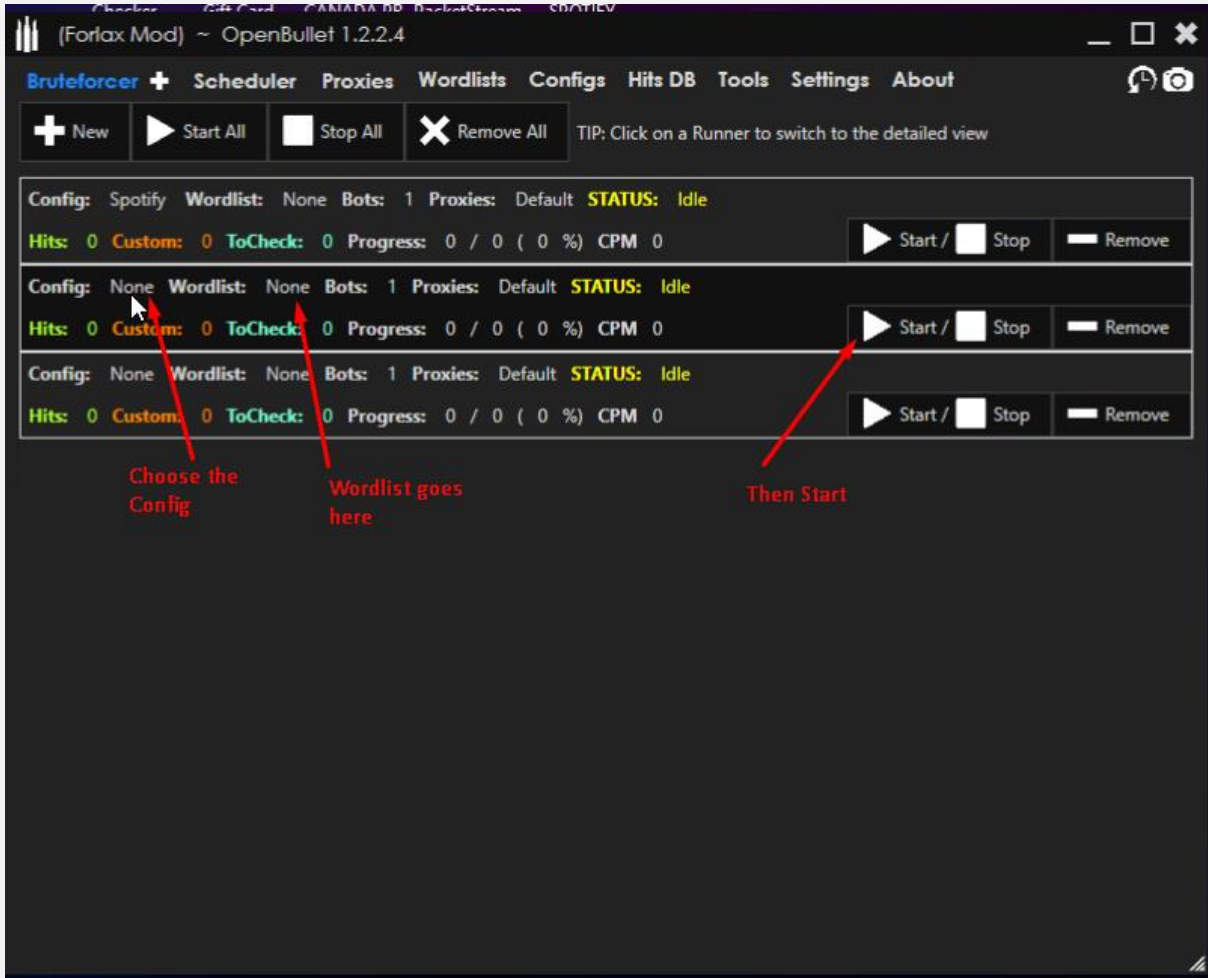
You'll have to do the same process with Socks4 And Sock5 Proxies ..

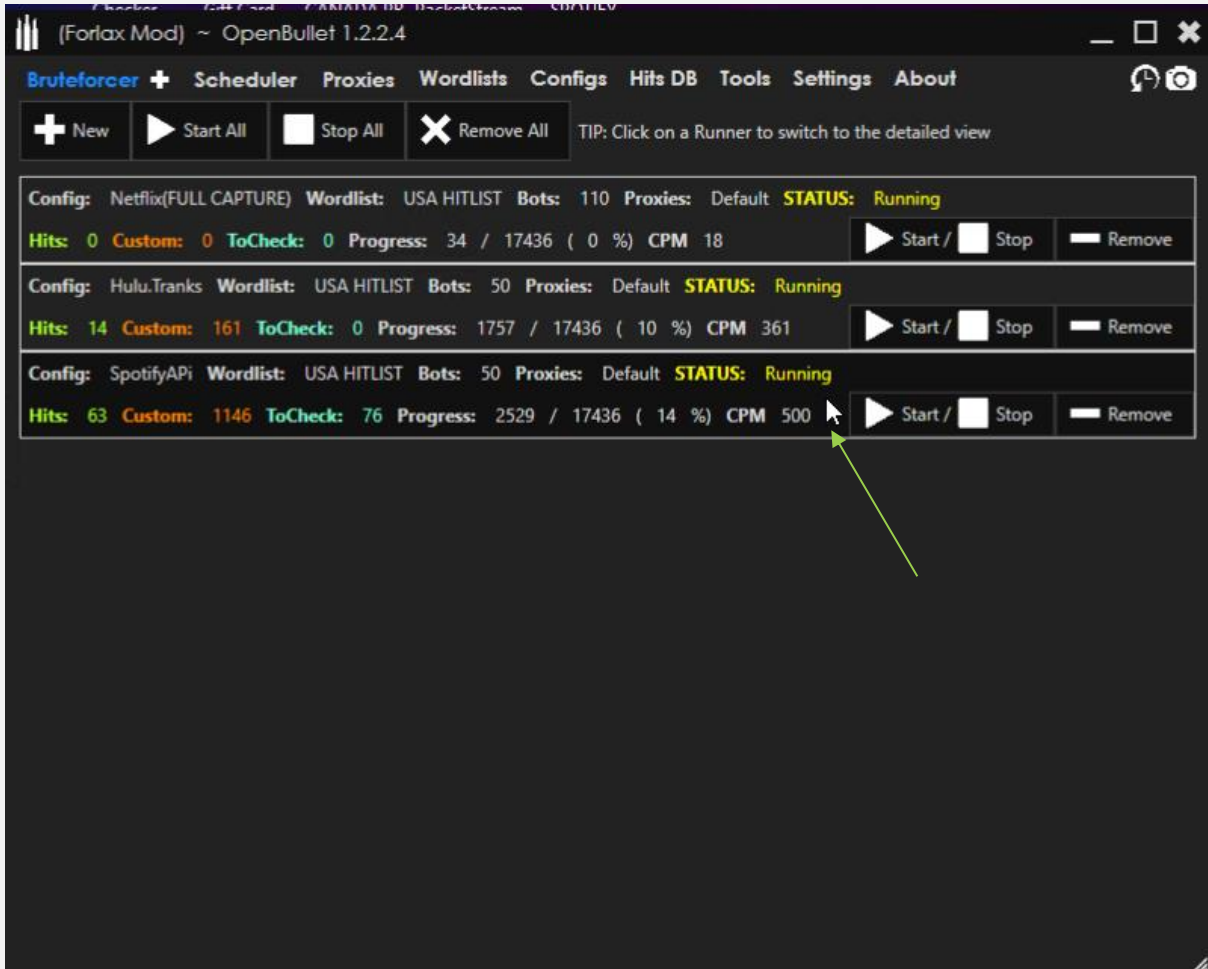
Or if you want to use your own proxies from your computer you could locate them and choose type then accept



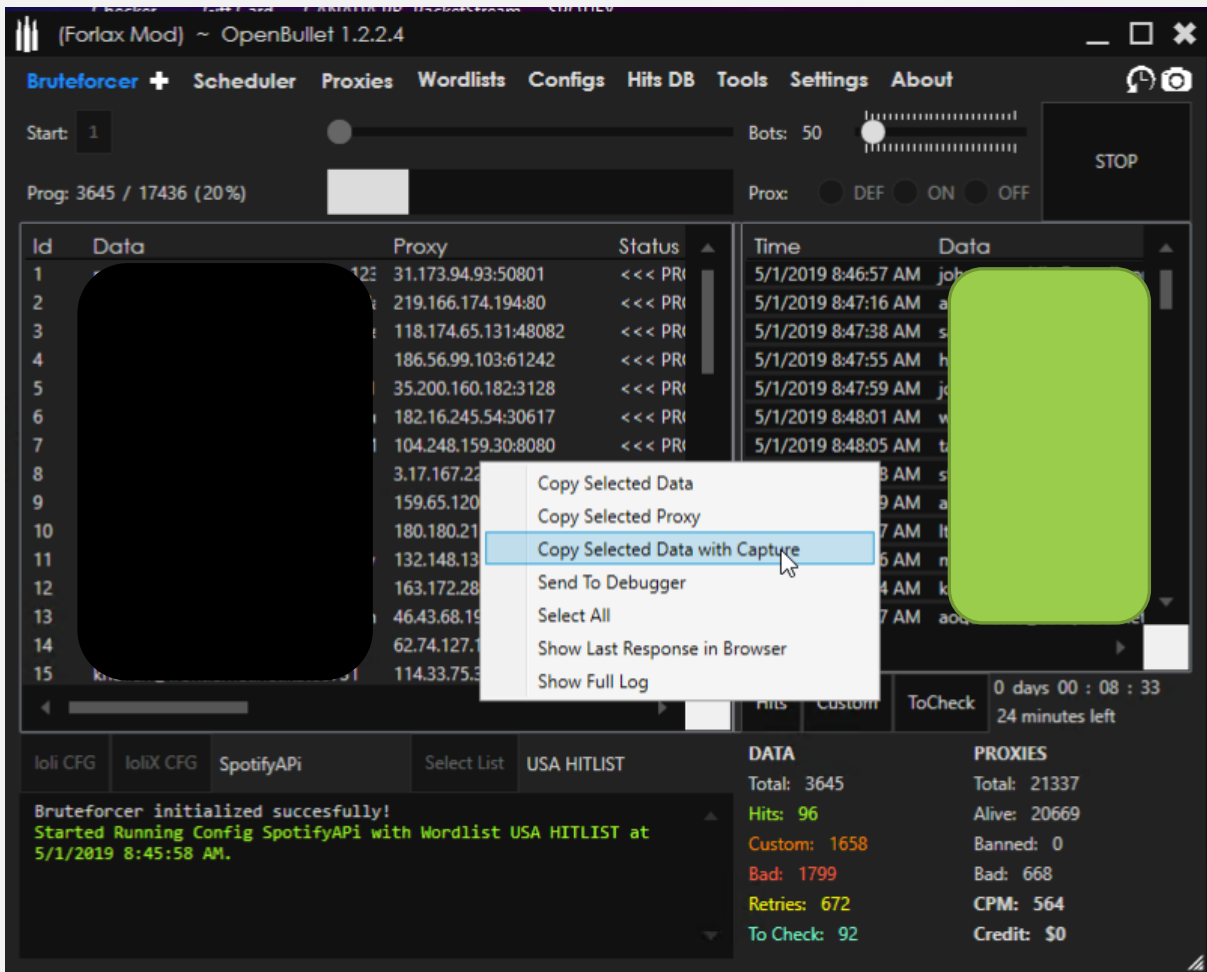
You go back to Bruteforcer and could press New and add as many configs running as the same time as you want

I'll be doing 3





To so the process just click on that empty space near Start



Now you can see your hits and copy them to wherever you want

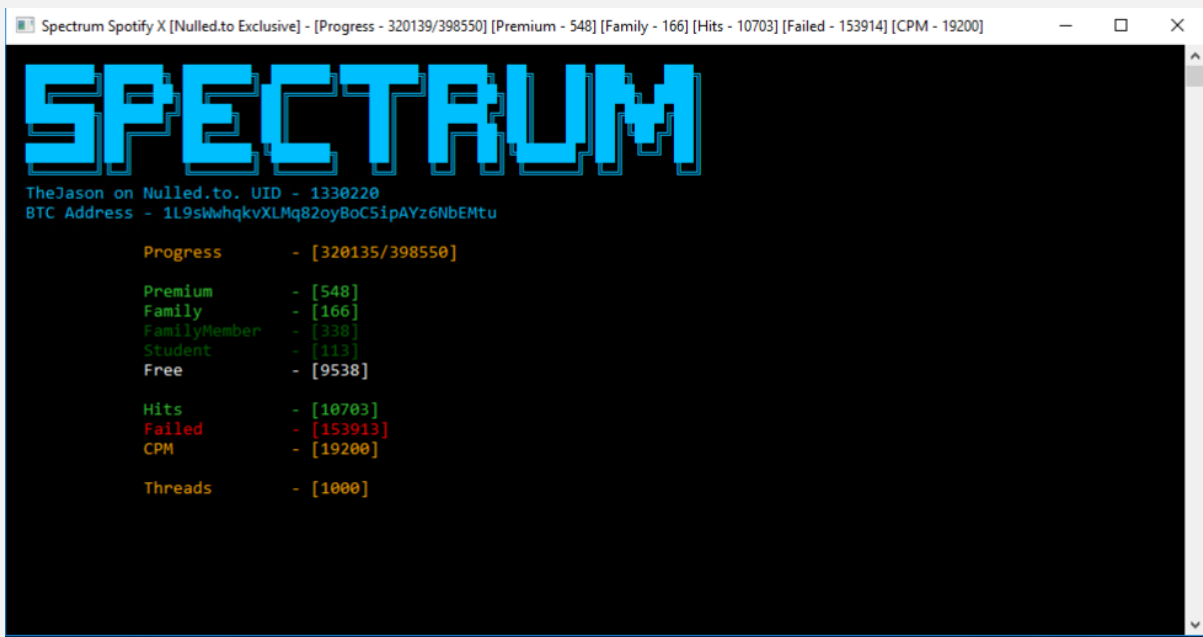
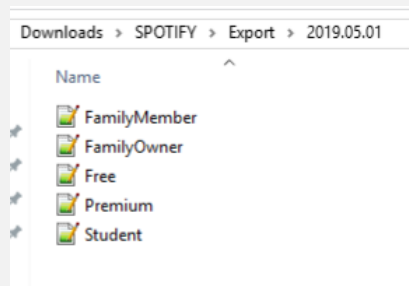
If you want to go back to the all the running configs .. click on that little (+) Next to Bruteforcer

- Crack Spotify Accounts



The best and tool to crack spotify is Spectrum Spotify X [LINK](#)
Spotify cracking is proxyless and you could use up to 1000 Threads.
You can also use STORM or OpenBullet. But spectrum is the Best
It's Fast AF and saves hits in 4 text files

- Family Owner
- Family member
- Premium
- Studen
- Free



Look at the speed 19K CPM. But it could go up to 24K CPM

Crack WWE Accounts



Video Tutorial Link: <https://streamable.com/x3hiy>

Cracking WWE Accounts is a easy thing, as it's proxyless and easy to do. You can use Sentry or STORM for it, both tools work very good. However if you want an advanced capture config, you rather pick STORM as there is a very nice public config for it.

```
=====
Accounts: [REDACTED]
Subscription: WWE Network
Next Billing Date: Friday, June 08, 2018
AutoRenew: false
Credit Card: xxxxxxxxxxxx [REDACTED]
Credits: Maker by Crackerz (Nulled.IO)

=====

Accounts: [REDACTED]
Subscription: WWE Network
Next Billing Date: Monday, May 28, 2018
AutoRenew: false
Credit Card: xxxxxxxxxxxx [REDACTED]
Credits: Maker by Crackerz (Nulled.IO)

=====
```

Picture: STORM WWE Hits File

Combo type needed: EMAIL:PASS

Tools you can use: SentryMBA, STORM, SNIPR

Proxies needed: NO

- Crack Netflix Accounts

NETFLIX

Now cracking Netflix Accounts is a bit more complicated – As Netflix got a silent ban system. You can crack accounts with normal combolists – and you gonna get nice accounts – you can use for 3 days.

- Netflix requires very HQ proxies, it rips your proxies very fast, I recommend fineproxies

This happens because Netflix got a Silent Ban System. If Netflix notices there's a suspicious IP accessing the account – The owner gets messaged, and changes his password. As we don't want that, we just gonna use Mail Access Lists to crack Netflix accounts.

There are 2 advantages:

- You get hits, and can access the account after silent ban
- You can check for accounts which exist, but got wrong login details, and can do a password recover

To get Mail Access combos – Also good ones for Netflix Checking – we gonna use All In One Checker – but we gonna come to that later.

Combo type needed: EMAIL:PASS

Tools you can use: SentryMBA, STORM, Custom Netflix Checker

Proxies needed: YES, HQ Proxies

- Crack Mail Access Accounts



Video Tutorial Link: <https://streamable.com/nicfv>

For cracking Mail Access accounts there are 2 main tools people use:

- All In One Checker (cracked – free)
- SNIPR (recommended)
- Mail Stalker – paid – seems to be outdated and discontinued though.

I personally use SNIPR now – but I used to work with All in one Checker – it sometimes gives you fake KEYWORD hits – many people had this issue – but it never gave me wrong mail access accounts – All were always working.

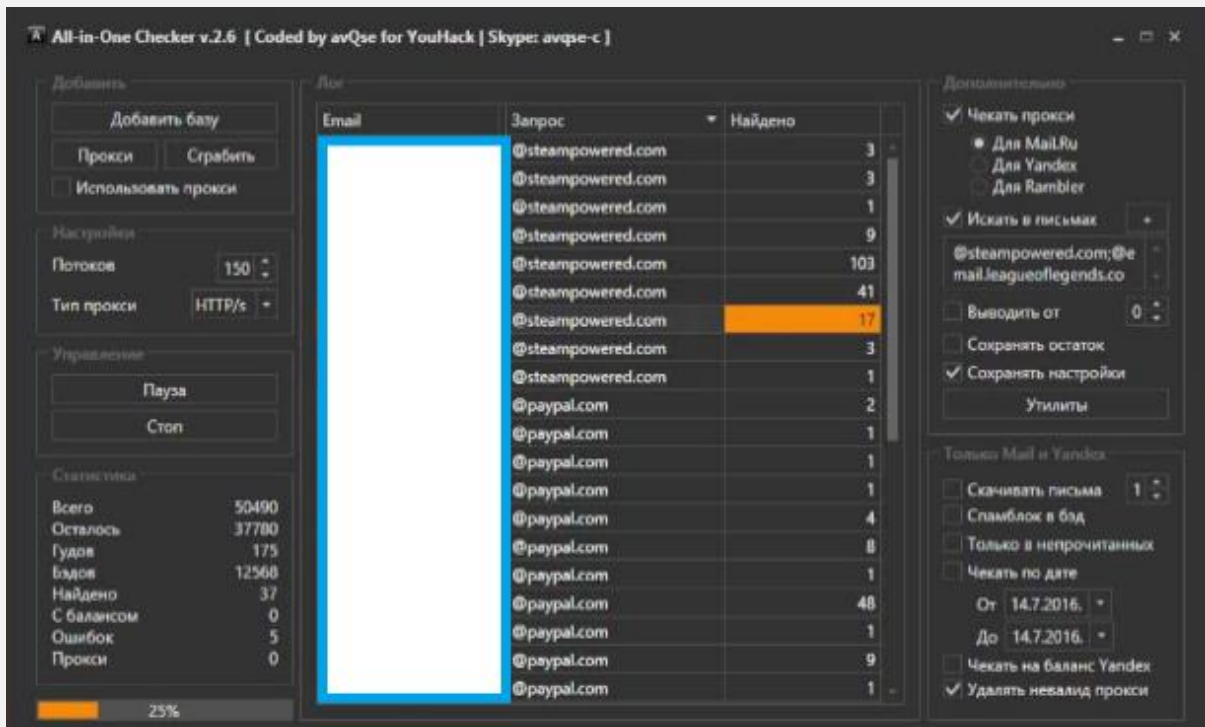
For All In One Checker – we dont want to use email addresses from providers with much security. For example we don't want to check a Hotmail combo.

Few Email Providers good to check:

- free.fr gmx.de freenet.de
- t-online.de alicedsl.fr

Few Email Providers not good to check:

- Hotmail
- Gmail – not many hits
- yandex.ru – Captcha Block



Picture: All-in-One Checker working..

So, also a nice feature those 2 tools got – You can check for keywords. For example lets say you want email accounts from a person playing GTA V.

We gonna add @rockstargames.com to our keywords.

So it checks the email box for rockstargames emails and it creates a file with those.

You can also check with multiple keywords. Here you see the keywords I use:

steampowered.com;bitcoin;mojang;minecraft.net;realitykings.com;bangbros;mofos;nordvpn.com;hidemyss.com;mega.nz;dropbox.com;paypal.com;instagram;facebook.com;aimware.net;x22cheats;skeet.cc;crackin
gking.com;cracking.org;crunchyroll;amazon;ebay.com;steamcommunity.com;steampowered.com;coinpot;b
lockchain.com;netflix;spotify;expressvpn;selly.gg;hackforums.net;roblox;hypixel;origin;ea.com;dogecoin;eth
ereum;rockstargames.com;fortnite;epicgames;brazzers;reddit.com

Feel free to just copy and paste them into your keywords field – and you're good to go!

Also, like I already said, you can use those hits for other checkers – For example netflix.

Combo type needed: EMAIL:PASS – Obviously

Tools you can use: SNIPR, All in one Checker, MailStalker

Proxies needed: Most likely NO

- Crack Steam Accounts

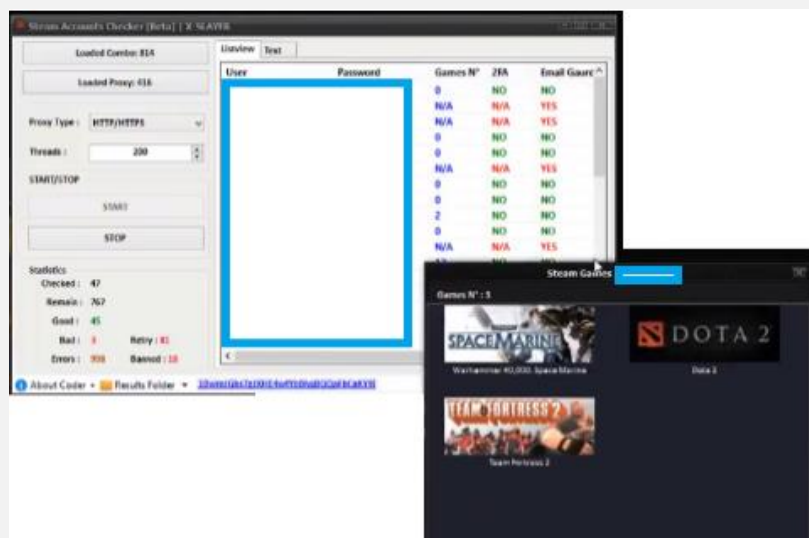


Cracking Steam Accounts was the first thing I was interested in. You can get pretty nice accounts with games like CS:GO etc. as many people STILL dont use Mail Guard – also you can get lowdig accounts – worth money too.

– Steam requires HQ proxies, you can use public ones too but cracking is very slow then, I recommend fineproxies.

Picture: Steam Account Checker by X-Slayer working

I advise you to use the Steam Account Checker by X-Slayer, as it is the best available tool, and got a nice capture and it automatically



converts email:pass to user:pass.

For cracking steam accounts you need good proxies – otherwise you gonna check slow af, and have to deal with it, like I did.

When you got your steam hits, there are some private tips from my side:

1. Always remember, if you change any details on steam, the owner gets messaged and can lock the accounts = You can't trade, play on VAC secured servers etc.
2. Check if the email linked to the account exists, if yes try to access it, if not feel free to change any details
3. If the email exists, make someway sure the owner does not use the account anymore – so he won't lock the steam account
4. Depending on the account purchase history and email verified etc. you can change the email if:
 - Purchases were not made with card (You need to provide last 4 digits of the card)
 - Email is not verified

You could also check steam with Mail Access combos, to login to accounts with Mail Guard → Steam Checker by X-Slayer automatically converts the email:pass to user:pass (removes the email domain)

Combo type needed: USER:PASS

Tools you can use: Steam Account Checker by X-Slayer, Steam API

Bruteforce by Mr. ViPeR

Proxies needed: YES, I suggest fast ones.



- Crack uPlay Accounts

Video Tutorial Link:

<https://streamable.com/1desl>

You dont got HQ proxies – but you still want games? Well this gonna be nice for you, because you can crack uPlay proxyless!

Here you can see a uplay STORM Hits file. You see if the account has 2FA enabled – the games the account has and what platform the games usually are played on. Very nice hits file – clean and useful.

Cracking uPlay works fast, even with Capture, I advise you to use STORM, works pretty decent.

Combo type needed:

EMAIL:PASS

Tools you can use: STORM, uPlay Checkers

Proxies needed: NO

```
=====
2FA Enabled: No
Game #1: Assassin's Creed® IV Black Flag
Game #2: Far Cry® 4 Arena Master
Game #3: Far Cry® Primal
Game #4: WATCH_DOGS™
Platform #1: PS4
Platform #2: ANDROID
Platform #3: PS4
Platform #4: PS4
Credit: Polaron
=====

2FA Enabled: No
Game #1: Assassin's Creed II
Game #2: Far Cry® 4 Arena Master
Game #3: Trials Frontier
Game #4: Trials Frontier
Platform #1: PS3
Platform #2: ANDROID
Platform #3: ANDROID
Platform #4: IOS
Credit: Polaron
=====

2FA Enabled: No
Game #1: Assassin's Creed Brotherhood
Game #2: Assassin's Creed II
Game #3: Assassin's Creed Revelations
Game #4: Assassin's Creed® IV Black Flag
Game #5: Assassin's Creed® Origins
Game #6: Far Cry® 4 Arena Master
Game #7: For Honor
Game #8: For Honor
Platform #1: PS3
Platform #2: PS3
Platform #3: PS3
Platform #4: PS3
Platform #5: PS4
Platform #6: ANDROID
Platform #7: PS4
Platform #8: PC
Credit: Polaron
=====

2FA Enabled: No
Game #1: Assassin's Creed Brotherhood
Game #2: Assassin's Creed II
Game #3: Assassin's Creed Revelations
Game #4: Far Cry® 4 Arena Master
Game #5: Far Cry® 5
Game #6: Tom Clancy's Rainbow Six® Siege
=====
```

- Crack Origin Accounts

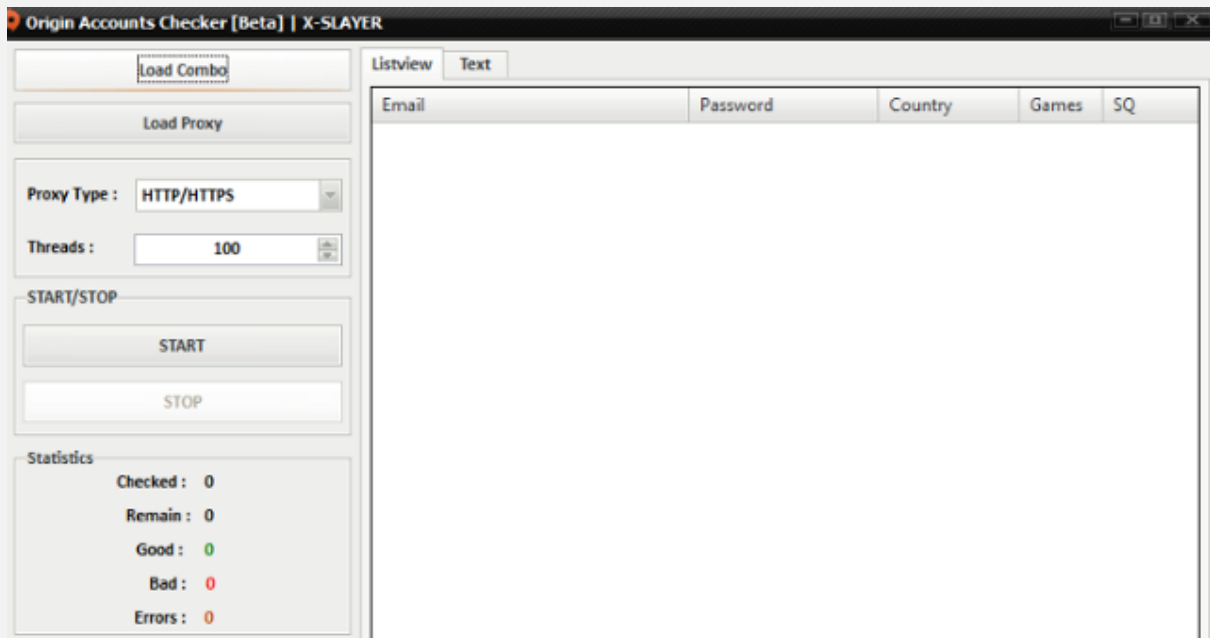
Video Tutorial Link: <https://streamable.com/cetqd>

Origin, got many cool games like Battlefield, Sims, whatever.

STORM CONFIG will be in the configs pack

Origin got Security Questions.

I always used the checker by X-Slayer and it was pretty decent working.



Picture: Origin Checker by X-Slayer

Combo type needed: EMAIL:PASS

Tools you can use: STORM, Origin Checker by X-Slayer

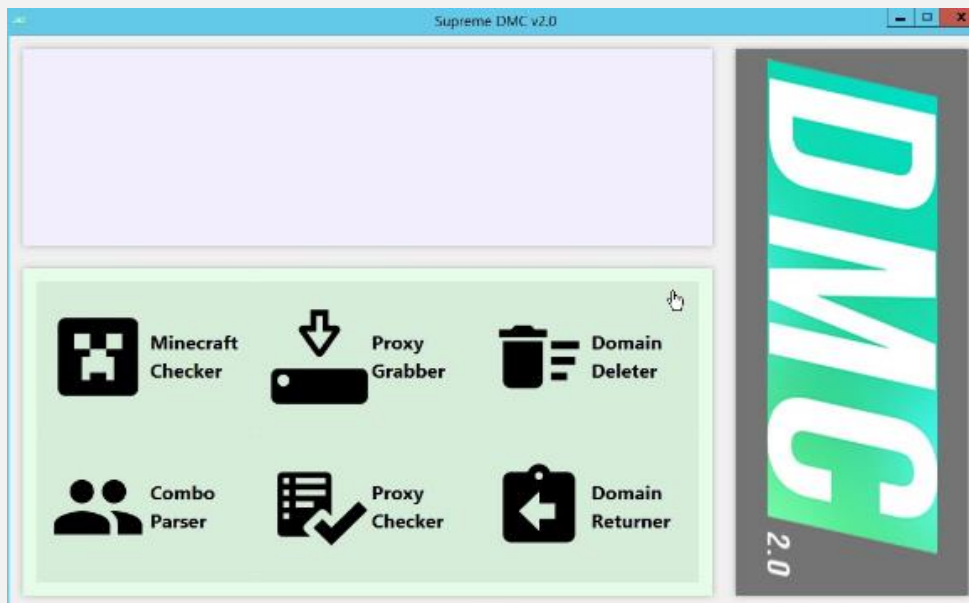
Proxies needed: YES

- Crack Minecraft Accounts



Cracking Minecraft – mostly done with Java Tools – as they work on Linux and Windows.

There are many different tools – DMC is probably the best. It got many features like checking if the accounts have a cape, minecon, hypixel stuff or badlion stuff.



Picture: DMC Checker

Also it has an implemented Proxy Grabber + Checker

I use STORM for cracking Minecraft as it is pretty simple to get Alts, easy to understand, just loading my config and go. It's okay speed even with public proxies.

Different Types of Minecraft Accounts:

NFA → Non Factor Authorization

Alts → Usually used as trash accounts to cheat on

Combos type needed: EMAIL:PASS

Tools you can use: DMC most likely, STORM

Proxies needed: YES

- Crack GTA V / Social Club Accounts



As Social Club / rockstargames has captcha security, cracking them directly is not possible / not effective. (Was but it's most likely patched since it was abused af)

To get Social Club accounts people use All In One Checker to get Mail Access accounts and check for @rockstargames.com keywords.

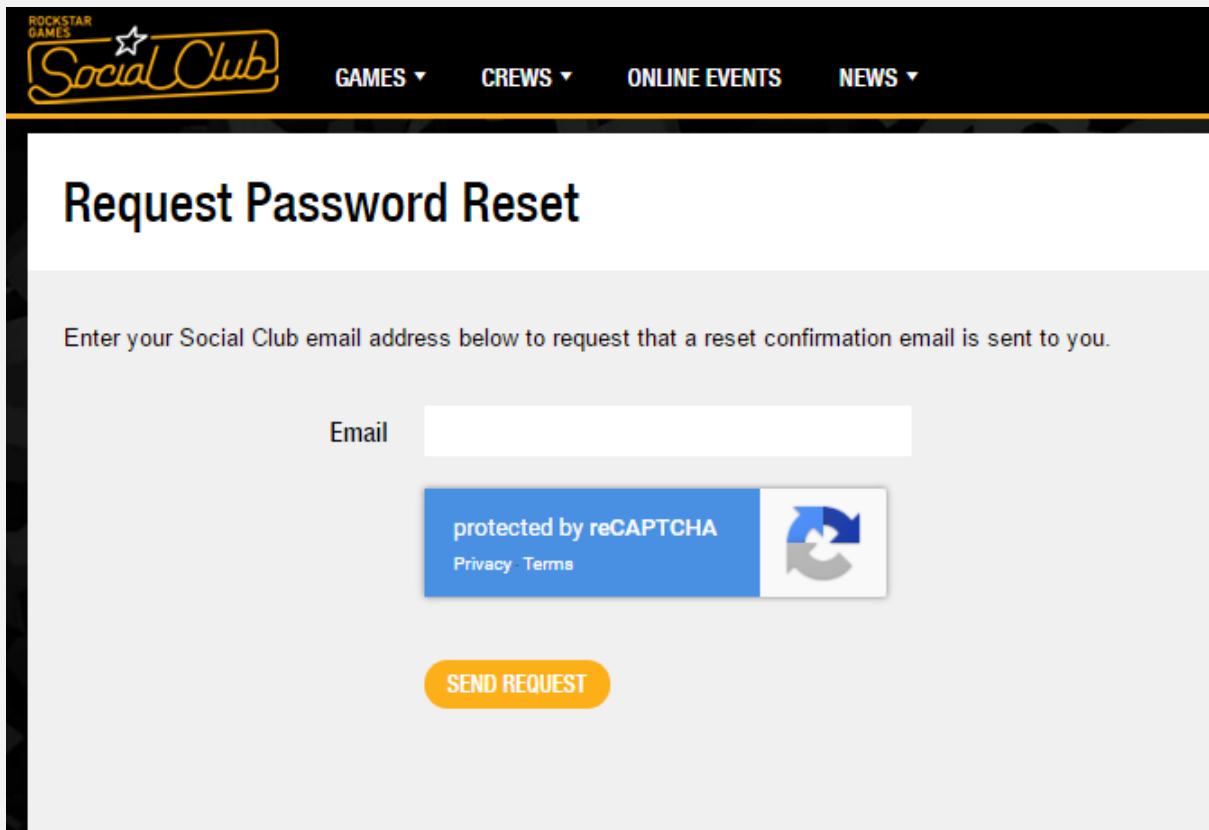
Then you login to the Mail Access account, go to rockstargames.com and request a password reset.

That's it, easy and you got your account.

Combo type needed: EMAIL:PASS (Mail Access)

Tools you can use: All In One Checker

Proxies needed: YES (see Mail Access cracking)



Picture: Social Club Password Reset Page – Captcha protected

- Cracking Mega.nz Accounts (Cloud)

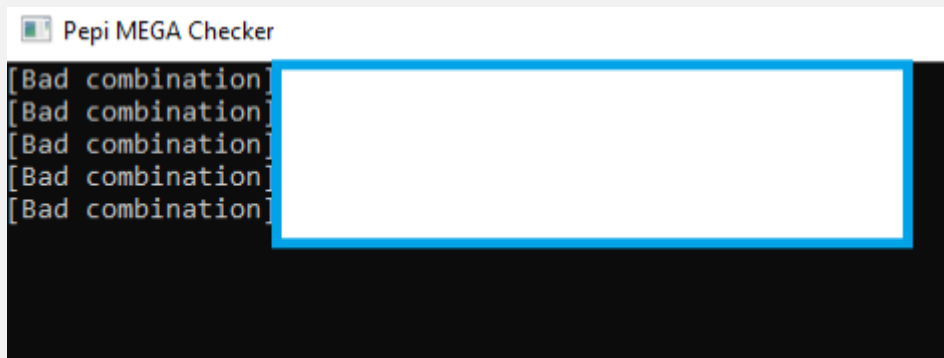
Cracking Mega.nz Accounts is my most favourite cracking activity.

It's like exploring random houses and you can do whatever you want. Also you don't need proxies for cracking mega, and it's fast even with free tools. However it needs CPU Performance since mega uses hashes to login and to generate them needs CPU Power.

It can be also very profitable because some people store bitcoin wallets there, pictures of cards, girlfriend pictures, etc. etc. etc.

What you can get:

- Bitcoin, any crypto wallets
- Private Nudes
- Card pictures
- Cracked Programs
- Cracking stuff
- Programming guides
- Movies



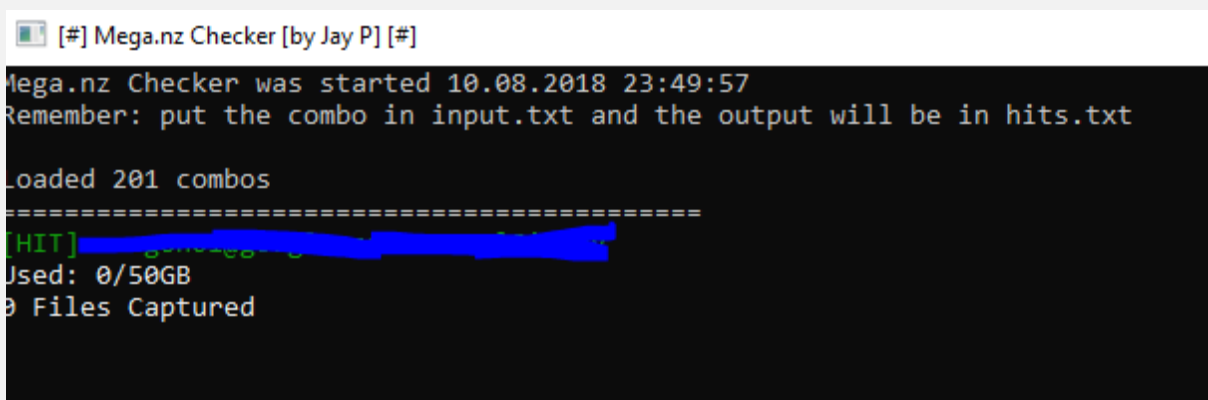
- any stuff people store on their computer or clouds

What tool I recommend:

STORM CONFIG LINK: <https://www.sendspace.com/file/st3gfx>

I basically recommend 3 tools.

Tool number 1 is the Pepi Mega.nz Checker or STORM. It's a console

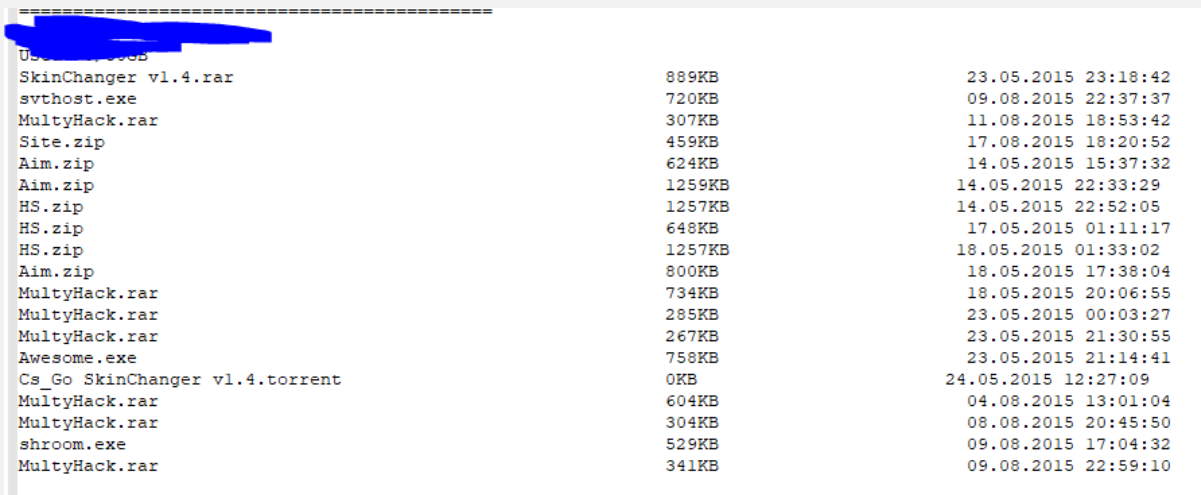


application and it's easy to use. Just paste your combo.txt in the folder and start the program. *(Since there is a STORM config now, you rather use STORM since it's fast AF)*

When done or when you got enough hits we gonna scan through the hits file with a scanner which got capture function. I use the MegaChecker[byJayP] for this.

Rename your hits file to combo.txt again and paste in the folder. Then you get a hits.txt file with capture.

This means in the file you can search through the files of the cloud accounts. This is very nice so you don't have to login to every account and check what it contains. Also you can see how many gigabyte are used.



Filename	Size	Timestamp
U... ..		
SkinChanger vl.4.rar	889KB	23.05.2015 23:18:42
svthost.exe	720KB	09.08.2015 22:37:37
MultyHack.rar	307KB	11.08.2015 18:53:42
Site.zip	459KB	17.08.2015 18:20:52
Aim.zip	624KB	14.05.2015 15:37:32
Aim.zip	1259KB	14.05.2015 22:33:29
HS.zip	1257KB	14.05.2015 22:52:05
HS.zip	648KB	17.05.2015 01:11:17
HS.zip	1257KB	18.05.2015 01:33:02
Aim.zip	800KB	18.05.2015 17:38:04
MultyHack.rar	734KB	18.05.2015 20:06:55
MultyHack.rar	285KB	23.05.2015 00:03:27
MultyHack.rar	267KB	23.05.2015 21:30:55
Awesome.exe	758KB	23.05.2015 21:14:41
Cs_Go SkinChanger vl.4.torrent	0KB	24.05.2015 12:27:09
MultyHack.rar	604KB	04.08.2015 13:01:04
MultyHack.rar	304KB	08.08.2015 20:45:50
shroom.exe	529KB	09.08.2015 17:04:32
MultyHack.rar	341KB	09.08.2015 22:59:10

Picture: Hits File from Mega.nz Checker by JayP

You can also use only one checker (The Mega.nz Checker from Malex) but I personally don't like it.

It has an GUI so it's easy to use.

Combo type needed: EMAIL:PASS

Tools you can use: Mega.nz Checker by Pepi, MegaChecker[byJayP],
Mega.nz Checker by Malex

Proxies needed: NO

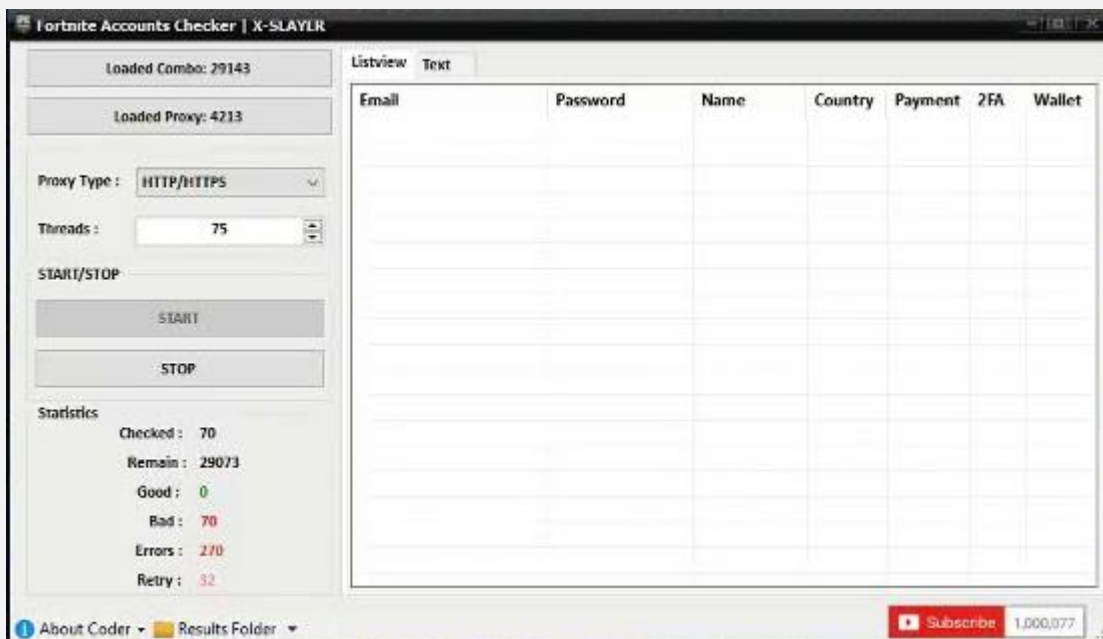
- Cracking Fortnite Accounts

FORTNITE

Since Fortnite is the most hyped game (or was) cracking Fortnite accounts is profitable.

It's also easy and even working with public proxies with a decent speed.

The most common tool people use, is again by X-Slayer.



You can download it on his official homepage.

Picture: Fortnite Checker by X-Slayer

In the checker you can see if an account has an Payment done – if yes it means the account has probably vBucks or Skins or Save the World Mode – pretty dope.

Combo type needed: EMAIL:PASS

Tools you can use: Fortnite Checker by X-Slayer

Proxies needed: YES

– Keep cracked accounts for life

Step 1 - Log in to the cracked account

Step 2 - Download Cookies Editor extension for Chrome here

Step 3 - Go to the homepage of the cracked account website

Step 4 - Click on the extension at the top of the search bar on the right

<https://imgur.com/a/e2Xb93S>

Step 5 - Click on export

<https://imgur.com/a/O3jXw5L>

Step 6 - Past the cookies in a txt file

WHEN THE OWNER OF ACCOUNT CHANGED THE

PASSWORD

Step 1 - Copy the cookies from your txt files

Step 2 - Click on the extension at the top of the search bar on the right

<https://imgur.com/a/e2Xb93S>

Step 3 - Click on import

<https://imgur.com/a/JQCdDN7>

Step 4 - Past your cookies and click Done

Step 5 – Refresh

– How to Generate Netflix Gift Cards

1. Go to <https://www.randomcodegenerator.com/en/generate-codes>

2. Enter the amount of codes you want to gen. Click on 'Generate Using Pattern'

3. This is an example of a Netflix GC code: LEQ5B390282 . All codes (as far as I know) start with LEQ, and are 11 digits long in length.

In the code pattern field, enter LEQ9X999999

X represents a random letter, and 9 represents a random number from 1-9. You can edit the pattern as you wish, but all the giftcards I've bought and checked follow that pattern.

4. Untick the exclude characters box
5. Select your output method (Txt etc)
6. Click generate my codes

- How to Upgrade your own Spotify account

Requirements

- 1 Spotify cracked account with a Family subscription ;
- 1 Spotify CLEAN account : You must never subscribed to anything, not even the FREE trial ;
- Access to both email addresses ;

Method

Log-in Spotify through the cracked account.

Then, follow this :

https://support.spotify.com/dk/account_payment_help/account_help/change-email-address/

When your new email address is set, click on change password and ask for a new password.

Change the password.

TIPS :

Do not change anything, do private navigation and you will have you account for years.

- Cracking Resources (Tools etc.)

Here some cracking resources:

X-SLAYER official page:

<https://xslayer404.blogspot.com>

Nullled.to Forum:

<https://nullled.to>

STORM website:

<https://stormapp.org> (Closed) But you could download it [Here](#)

Pass; thestorm.app

SNIPR website:

<https://snipr.gg>

My cracking pack posted on nullled.to 5th May 2018:

<https://www.sendspace.com/file/2jep42>

KeywordCreator coded by me:

<https://www.sendspace.com/file/zdb7n5>

- Cracking configs

464 STORM Ultimate Configs Pack [Updated 04.22.2019]

[Here](#)

1500 BB Ultimate Configs Pack [Updated 04.22.2019]

[Here](#)

1500 SentryMBA Ultimate Configs Pack [Updated 04.01.2019]

[Here](#)

269 SNIPR Configs PACK [Updated 04.01.2019]

[Here](#)

Thanks to @Jurassic on Nulled for these configs pack, he said he will keep them updated and he gave me the right to use them.

Gathering Proxies

- Usage of Proxy Scrapers

Video Tutorial Link: <https://streamable.com/pwf2v>

There are many Proxy Scrapers out there.

But what is a proxy scraper?

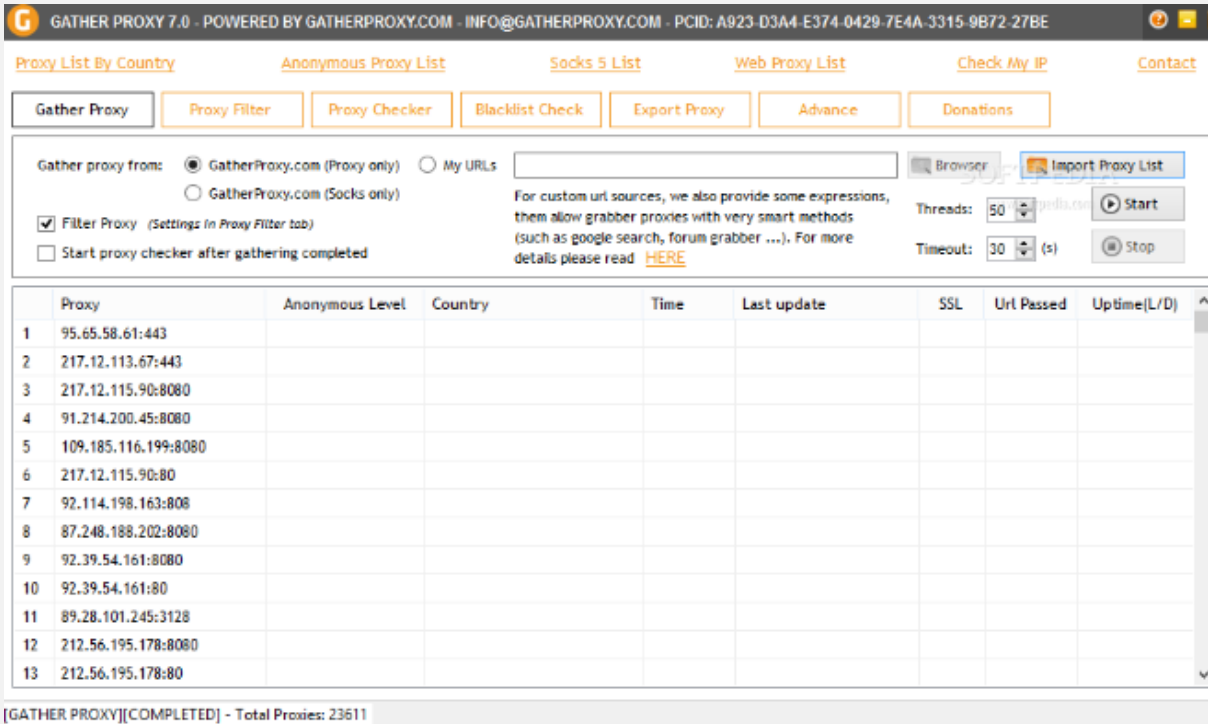
A proxy scraper collects all proxies from a site and saves them with IP:PORT format, so you can use them for your checker.

Why are proxy scrapers useful?

You don't have to note down every proxy manually, also it can mass collect from many links at the same time, so you get fast many proxies.

- Tools used to grab proxies

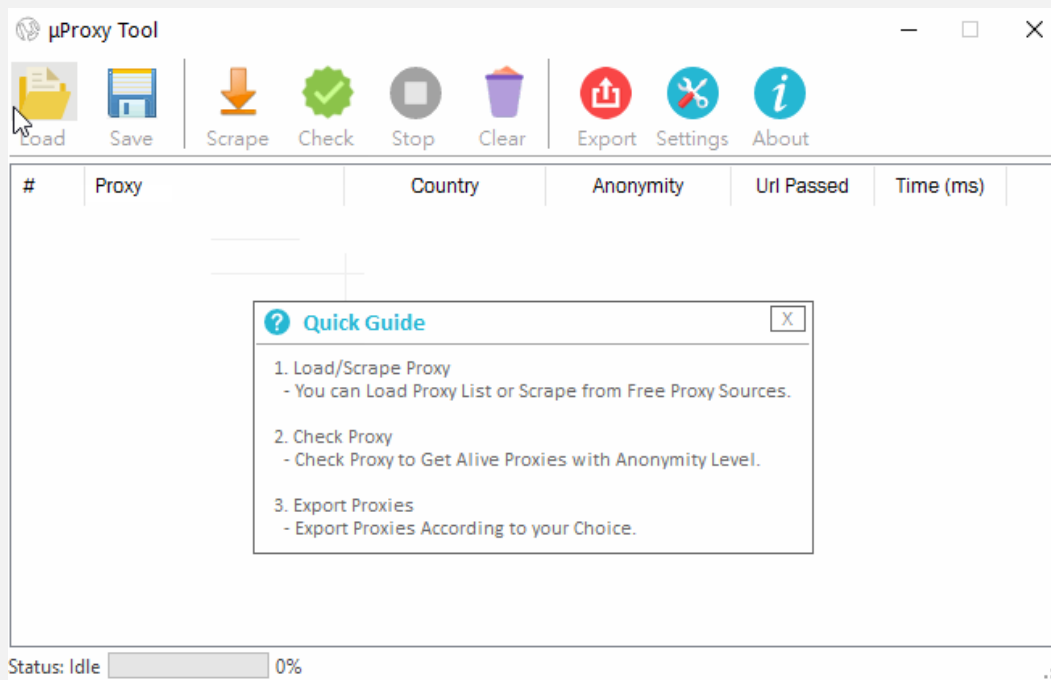
Video Tutorial Link: <https://streamable.com/pwf2v>



The probably most known tool is GatherProxy. Picture:

It has many features like scraping proxies, checking them, filtering them etc.

Another good tool people use is uProxy. Picture:



It's a very popular tool for checking and scraping proxies

There was also an 1€ Proxy tool on nulled, some people said it's nice but I didn't try it myself.

Checker only:

socksproxychecker.com

(very nice checker)

- Proxy Sources

Video Tutorial Link: <https://streamable.com/4k6bh>

There are many nice sites, which give you fresh proxies everyday.

Here im gonna list some:

VIP Socks Proxies – Everyday VIP Socks Proxies

<http://www.vipsocks24.net/>

Live Socks Proxies – Everday Socks Proxies

<http://www.live-socks.net/>

ProxyServerList24 – Everyday HTTP(s) Proxies

<http://www.proxyserverlist24.top/>

ProxyDB – Proxies of all types + Proxy Tools

<http://proxydb.net/>

ProxyScrap Proxies of all type updated always

<https://proxyscrape.com/free-proxy-list>

- Websites to buy HQ Proxies

Video Tutorial Link: <https://streamable.com/sxg5w>

There are many sites offering proxies – many with incredible prices.

Affordable Providers are:

- fineproxies – Prob the best and most famous
- ProxyRack

Hashes

- What is a hash?

So what is a hash and why do we need to know something about hashes?

We need to know about hashes, because passwords in databases are most likely hashed.

Services use cryptological hash functions to encrypt passwords.

Every password or every string – whatever has an special hash.

There can't be 2 strings which have the same hash.

That's why also many virus scan websites use hashes for the files – so people can compare them and check if the file they got is the same which got scanned – since every hash exists only 1 time.

Hashes can NOT be decrypted – but since every string has a individual hash they can be compared with wordlists.

For example lets say we hash the string 'Hello123' in MD5. The result is: D0AABE9A362CB2712EE90E04810902F3

Now if we check an database and find a user with the same hash, we know his password is Hello123.

- Different types of hashes

There are some kind of hashes. Here im going to give you info about the most important hashes.

When stealing databases, the most common hash is MD5.

Next to MD5,

MD2, MD4 also exist.

Another very popular hash 'category' is SHA aka Secure Hash Algorithm. There are many different kinds from SHA-1 to SHA-512.

Not common hash functions are:

RIPEND-160, Tiger, HAVAL, Whirlpool

There are also special hash functions which were created for password hashing. Those make the hashing process extremely handy to prevent brute force attacks.

List of those for password hashing designed functions:

- LM-Hash

- PBKDF2

- Bcrypt

-Scrypt

- [Find type of a certain hash](#)

If you got a hash, and wanna find out which type of hash it is, we are going to use this website:

<http://md5decrypt.net/en/HashFinder/>

This website gonna tell you, which hash type it could be, making it easier for you to find out the hash type.

Most of the time it's the most common hash type from the results you get there.

- Best way to 'decrypt' a single hash

Since you can't decrypt hashes, you have to compare them with a wordlist / hash database.

First of all you have to find out what hash type your hash is. If you found it out, then we going to use this page to check if the hash is available in a wordlist / hash database:

<http://md5decrypt.net/en/> - If you wanna decrypt a MD5 hash

<http://md5decrypt.net/en/Md4/> - If you wanna decrypt a MD4 hash

<http://md5decrypt.net/en/Sha1/> - If you wanna decrypt a SHA-1 hash

<http://md5decrypt.net/en/Sha256/> - If you wanna decrypt a SHA-256 hash

<http://md5decrypt.net/en/Sha384/> - If you wanna decrypt a SHA-384 hash

<http://md5decrypt.net/en/Sha512/> - If you wanna decrypt a SHA-512 hash

- [How to 'unhash' whole combos](#)

Unhashing whole combos is a nice thing to know since nowadays most likely all databases store passwords hashed.

To unhash whole combo files we got from SQLi Dumper, we are going to use the tool hashcat.

You can download it for free here:

<https://hashcat.net/hashcat/>

When you finished downloading it, you are going to download a big wordlist which we are going to use to brute force the hashes. The wordlist is going to contain most used passwords.

Basically hashcat is using the wordlist to generate hashes, compare them and replace with the 'unhashed' password.

Wordlist Sources:

<http://weakpass.com/>

<https://github.com/danielmiessler/SecLists/tree/master/Passwords>

So when you downloaded the wordlist you put your combo in the hits.txt (into the HashCat folder) and then u drag your wordlist onto the hashcat application. It will open an CMD window and you can see the hashes are getting cracked.

You can also launch hashcat with special settings by opening cmd and cd-ing to the folder and typing hashcat64 or hashcat32. -help to see all available options.

Other methods to crack combolists are online hash crackers which use online hash 'decrypt' apis to compare the hashes. You can use this method too.

Get your (own) combos

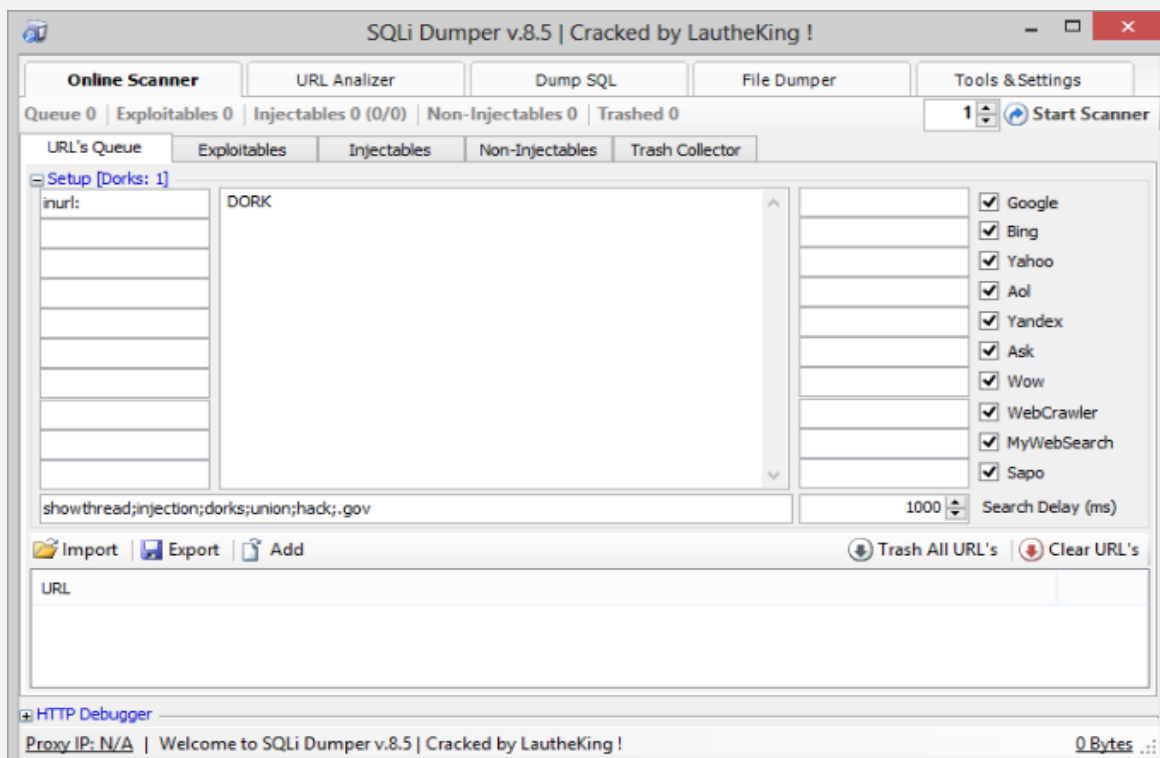
- [SQLi Dumper](#)

SQLi Dumper – the most famous tool people use to dump Databases

to use them as combos.

The tool uses google to find websites with DORKS.

Then it scans the found websites for SQL vulnerabilities – If a vuln is found it exploits the site and you can dump the Database. Pretty easy.



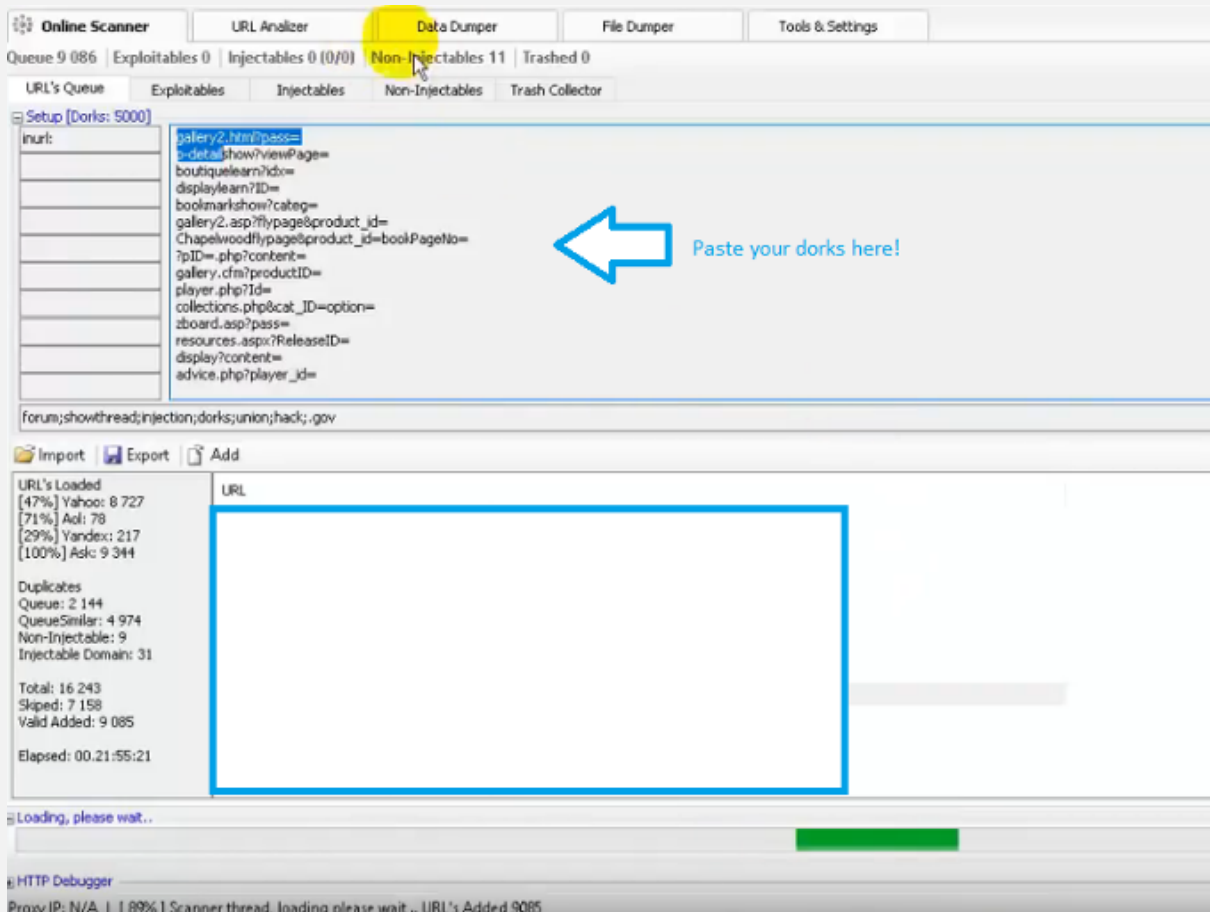
Picture: SQLi Dumper v8.5

I would recommend to watch a youtube video – they are very detailed mostly and you can see how they work.

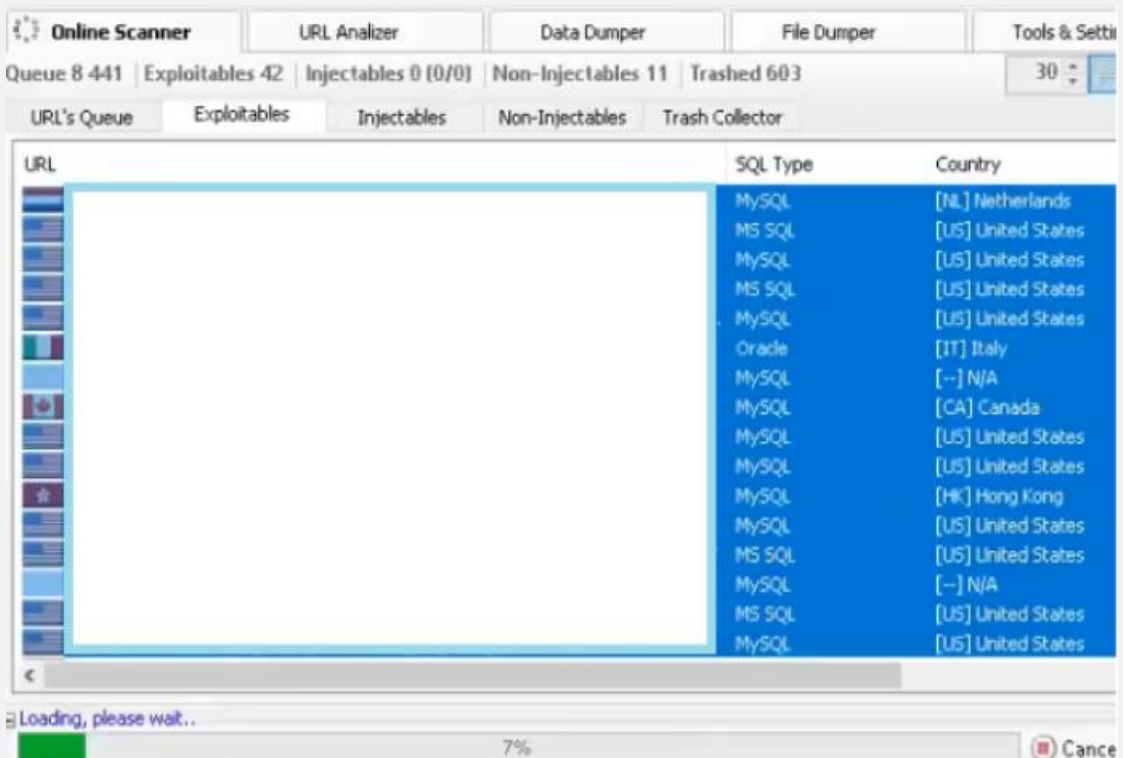
Since it's its pretty easy to use you probably gonna be able to do it with this tutorial only too:

1. Paste your dorks and Start the scanner – it starts looking for

websites with google etc. (Make sure you have google passed proxies



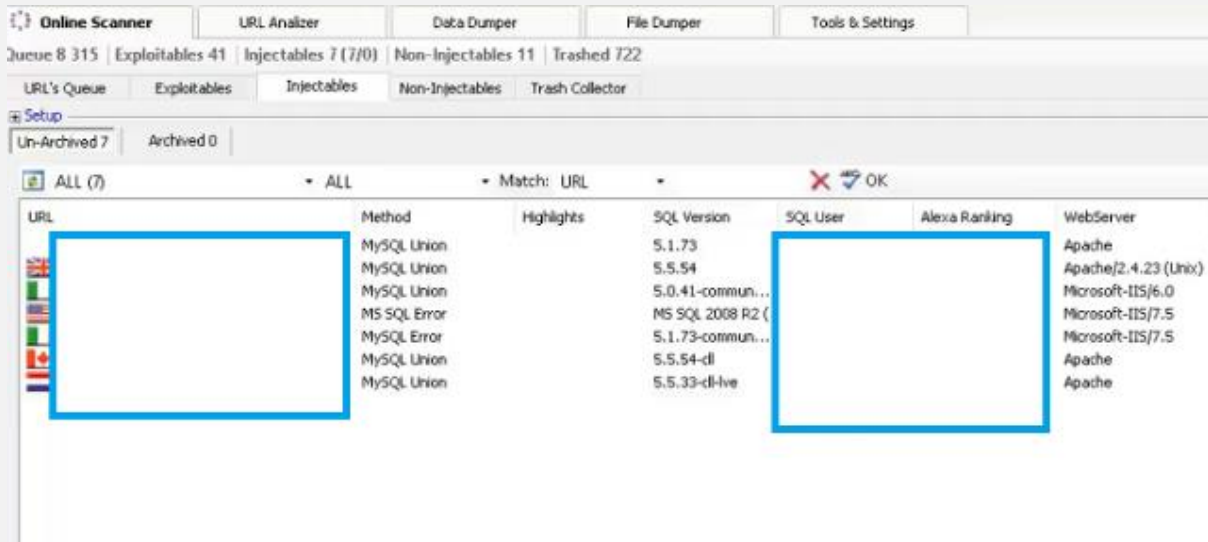
2. When you got some, you can cancel if you want and then go to



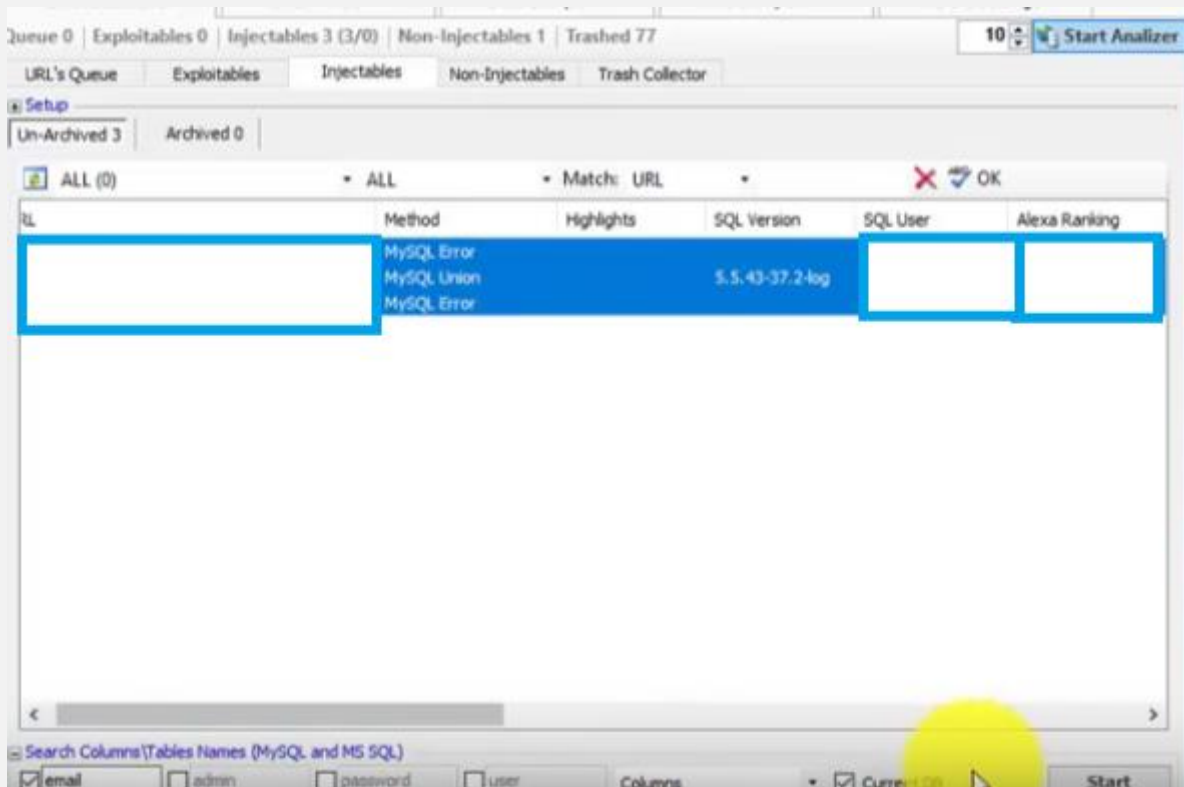
exploitable tab and start scanning for exploitables

3. When done – or if you want it to be done you can cancel it again of course – we continue with the injectables tab

4. Click Start Analyzer there then.



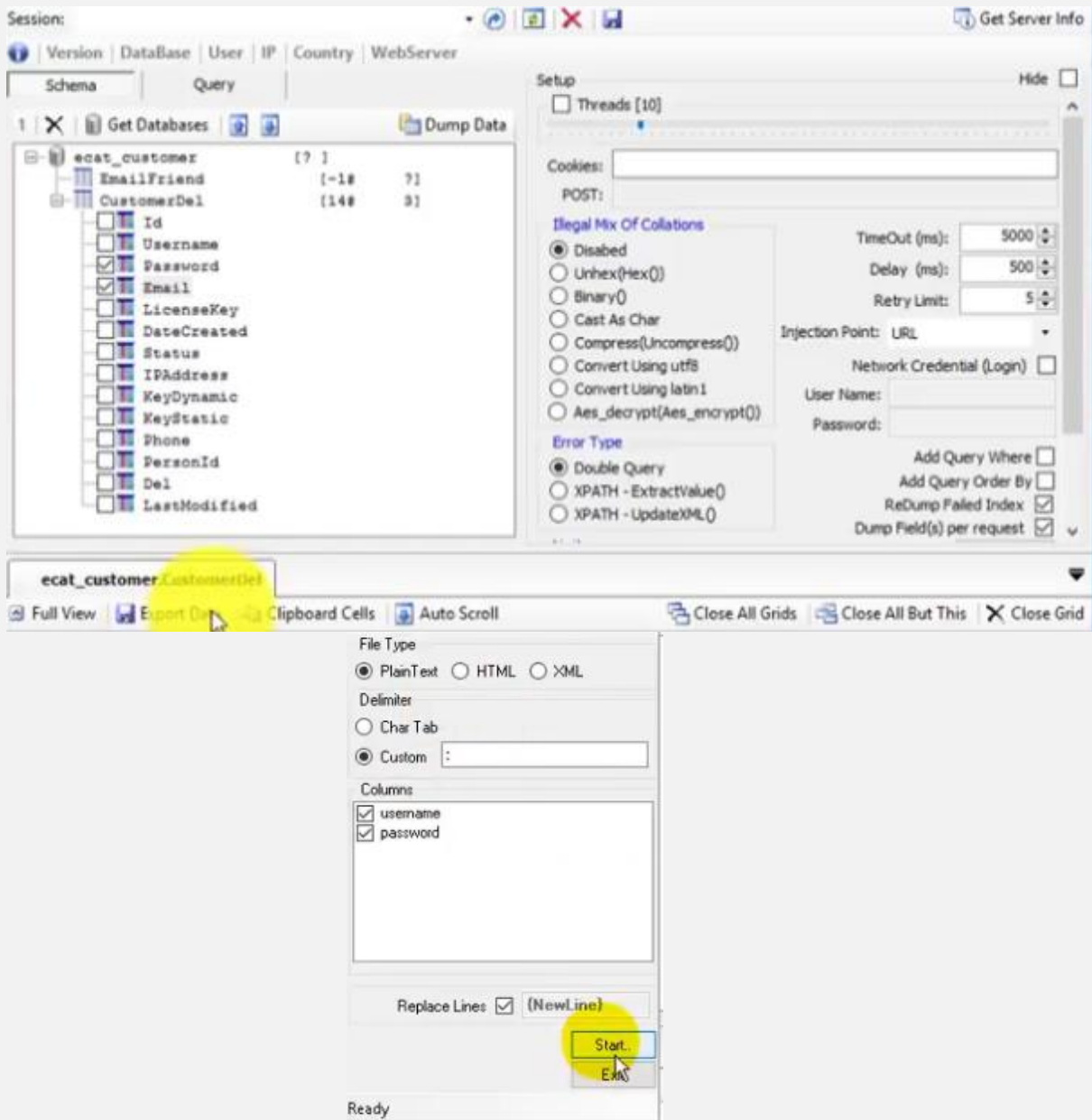
5. If you got some – select all and click search columns, then we search for emails



6. When you get results, you can check how many emails / pass

whatever lines are available, right click the url you wanna dump then in the list or in search results and click „Go to Dumper“

7. It opens an dumper instance
8. When opened, click get databases / dump data if available
9. It loads all available databases and their columns in the left box, check the email and password columns and press export data
10. The export window opens – check the email (Or username if you want username : pass combo) and password columns again – select plain text format and custom char should be : (because we want it combo format)



11. Done!

Things you need:

- Dorks
- (Google passed proxies)
- Time

- Dorks

What are Dorks and for what we use them?

Dorks are strings used for google search requests.

We basically use Dorks to scan through the web using Google.

Our target is to find SQL injection vulnerable websites from which we can dump the databases to use it later as a combo.

We have 3 ways to get dorks. 2 not special ways and 1 special one.

The secret is all 3 ways are easy to do.

The first method is leeching dorks off from nulled or any other cracking forum, or pastebin or youtube. There are many places where you can get dorks. This way also contains buying dorks, as you are able to buy dorks, since some people who are 'specialized' on making dorks, offer them.

The second method is using a dork generator. The most famous dork generator is Work with Dorks / Dork Generator by John Doe though nowadays people advise you to use TSP Dork Generator.

The third method is handwriting dorks. It's the best and how users say 'most hq' method, as when you are handwriting your dorks, you are

able to write really specific google search queries, which may get you the combo you need. Normal dorks just give you results from random websites which you can dump and use as combos but handwritten advanced dorks target the sites you want to dump.

Example of dorks:

```
accinfo.php?cartId=  
acclogin.php?cartID=  
add.php?bookid=  
add_cart.php?num=  
addcart.php?  
addItem.php  
inurl:shop.php?id=  
inurl:"gallery.php?id=" + allintext:"fortnite"  
add-to-cart.php?ID=
```

Where to get dorks?

Since you are probably lazy, you don't wanna handwrite dorks yourself or generate them yourself.

Here some places where you are able to get dorks:

<https://www.nulled.to/forum/188-dorks/>

Nulled Dorks Section

<https://pastebin.com/search?q=dorks>

Pastebin Search

YouTube, all kinds of cracking forums.

How to create dorks using an Dork Generator

There are many dork generators out there.

The most used and most famous ones, been the Dork Generators by John Doe.

People nowadays use the [TSP Dork Generator](#) though.

Download Link: <https://anonfile.com/F7T7A8ecb5/9.0.rar>

Im going to show you how to use that one.

So first of all we are going to launch it – im using version 9.0.

After launch we are going to check the Info Tab so we know the meaning of each variable.

KW is the Keyword you are searching for

PT is the *Page type* you are looking for | Example:

PF is the *Page format* | Example: .asp, .html, .php etc.

SF is *Search function* → *Google Operators* we wanna use.

(If you wanna know what Google Operators are go to the Handwriting Dorks Part)

DE *Domain extention* | Example: .de .us .com etc.

My favourite feature is, you are able to create your own presets. You decide which domains you want to look for and can save it as a preset.

You can do that for every variable which is pretty nice.

So this tool is basically already perfectly configured for you, you can just choose which domains you want and then after inserting your keywords you can start creating the dorks.

Keywords are basically your search terms. For example:

fortnite
Free games
battle royale
etc. etc.

If you managed your preferences and inserted your wished keywords you can start generating. The file with your generated dorks will be saved in the same folder where your TSP exe is.

Handwriting dorks

Most of the people think handwriting dorks is a shit hard thing to do – If im being honest I thought the same but then I been looking into it a bit and since I already knew some google operators (cuz of google hacking) I realized shit is actually easy af.

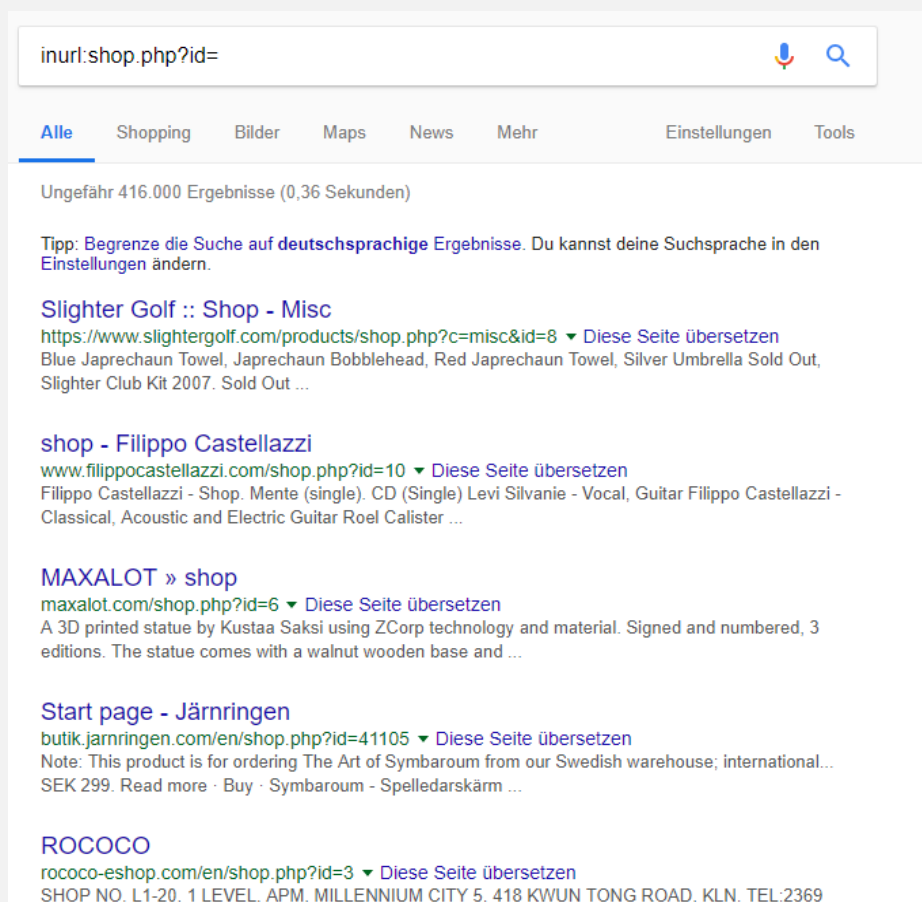
You just need to understand it.

So first of all Im going to explain you what a google operator is.

Google Operators are special strings which make your search request more advanced.

The most common google operator is: 'inurl:'

You probably are asking yourself now 'So what does this inurl: operator thingy do??'



As you can see in the picture I provided, it basically checks if a certain string exists in the URL of the website and gives us the results we need.

So what we know already:

- Google Operators make us life easier by providing us more advanced search methods we can use to make our search queries more targeted

So there are many other google operators which we can use.

You can look up the most important google search operators also here:

<https://www.searchenginejournal.com/google-search-operators-commands/215331/>

Or the complete list:

<https://ahrefs.com/blog/google-advanced-search-operators/>

Here I am going to list the most useful google operators and for what we are using them.

[How to search for specific strings / text / keywords in the website](#)

URL:

inurl:

Most used search operator

Makes it able to search for one or many things in website URLs. For example you want to look for websites who have gallery id and page in their URL you can use:

inurl:"gallery.php" + "id=" + "page="

Search for things in website titles:

intitle:

Very useful to target a group of things.

Used if you want certain Text in the title of the website

Example, intitle:"best game of 2019" will return URLs with the following term in the title of the website.

allintitle:

Inaccurate version of the intitle Operator.

Useful to target a group of things.

Search for things in websites text:

intext:

My personal favourite operator.

Used if you want to target pages which contain certain text / keywords.

allintext:

Searches whole website for certain text. Inaccurate so it's not recommended but I still like it.

Scrape search results from search engines on certain pages:

allinurl:

With that operator you are able to search results with search pages from other websites. Since it can be very inaccurate not recommended.

Get results from certain keywords which are being linked to other pages / text:

inanchor:

Results you websites which are being linked to with specific anchor keywords.

Example: inanchor:"weed hash"

Is going to give you inbound links, which are connected to the keywords you provided.

allinanchor:

Basically the same as inanchor but only results you websites which contain ALL text / keywords you provided.

So basically handwriting dorks is using those advanced google search queries with the help of those nice google search operators to specify your google search to get better results for SQLi Dumper.

- Pastebin Slayer / Slayer Leecher

Another method – a pretty easy but shitty one – is using Pastebin Slayer or the Slayer Leecher.

Most of the newcomers use it to get combos, but I really dont recommend it – because people dont post hq stuff on Pastebin anymore → Shitty combos.

If you still wanna use it – start the program, insert your keywords and it scans pastebin for Combos, parses it and then ez profit!! Keywords should be search terms for stuff you need (E.g. Minecraft Alts)

If you need some keywords here you have some:

(You can add stuff like 100k user:pass and stuff for example)

Also you can download my Keyword Creator tool for free on Nulled! It's very easy to use!

user:pass
email:pass
steam hacked
mega.nz hacked
email list
password list
combolist
minecraft email:pass
minecraft hacked
yahoo hacked
1m email:pass
@yahoo.com
@hotmail.com
@gmail.com
@aliceadsl.fr
@citromail.hu
@mail.ru
@free.fr
@zoho.com
@aol.com
@yandex.com
@yeah.net
@interia.pl
@orange.fr
@wanadoo.fr
@op.pl
@club-internet.fr
@qip.ru
@noos.fr
@psem.ne
@numericable.fr
@t-online.de
@vtomske.ru
@tiscali.it

@virgilio.it
@bol.com.br
@163.com
@t-online.de
@freenet.de
@zoho.com
@mail.ru
@live.ru
@gmx.de
@inbox.lv
@comcast.net
100k Combo
Email:Pass Combo

Keep yourself safe

- Hide your identity

There are many retarded people on the internet – dropping randomly doxes, trying to troll you, being assholes, the usual things. Also there are cops in the internet.

There is one golden rule:

Never tell people more about yourself, than needed.

Some people probably already read the anonymous handbook.

If you really wanna hide your identity fully there are some things you have to do:

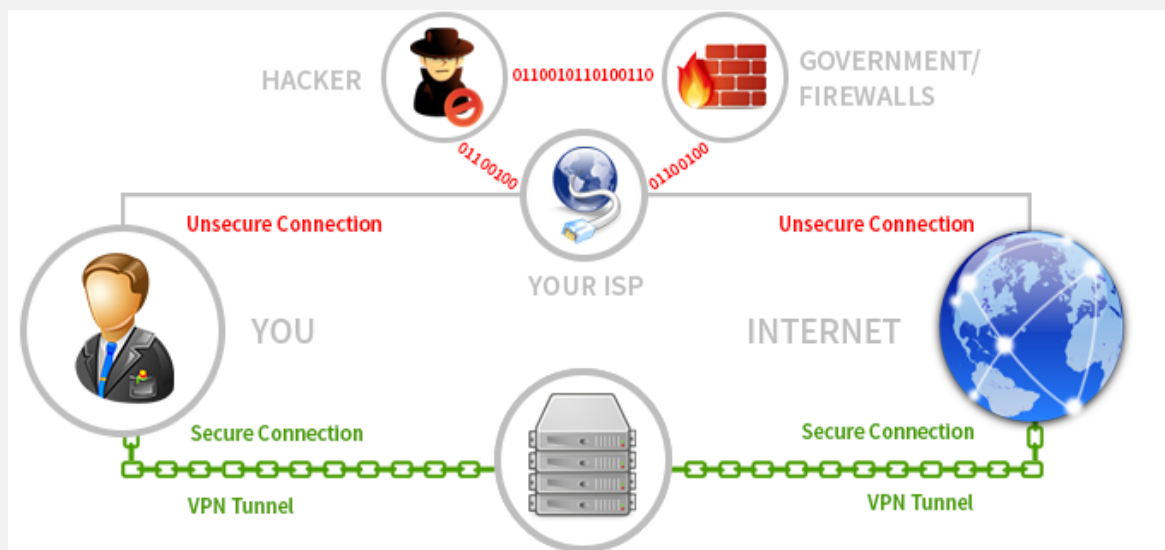
- Do not tell your gender
- Do not post pictures of yourself
- Use a fake name, address, country and shit
- Do not tell people what time it is for you – They can find out in which countries you may be in – because of timezones
- Always use a non log VPN when using services which are not connected to your real life. You can have 2 identities.
- Dont be stupid, and be like „Ya, I have birthday today :333“ and leak your date of birth..

- Do not use usernames like „marcel09051999“, use usernames like „dark_inj3ct0r_1337“ which dont leak private data
- NEVER use the same password at different sites!

- Usage of VPN + Possible IP Leaks

To hide our real IP Address, we use a VPN.

VPN stands for Virtual Private Network, we basically connect to a server, all traffic is encrypted and the server forwards our request to



the website – with a different IP.

Now that's pretty cool huh? The problem is some VPN providers save logs on their servers. So if the feds contact them, they will be like 'You need data? - Sure no problem friends' and they hand your IP + things you did to the feds – We don't want that of course, so we have to use a No Log VPN like NordVPN. There are some good providers, find yourself the one you like.

Also make sure your VPN protects IP Leak possibilities like WebRTC leaks or DNS Leaks.

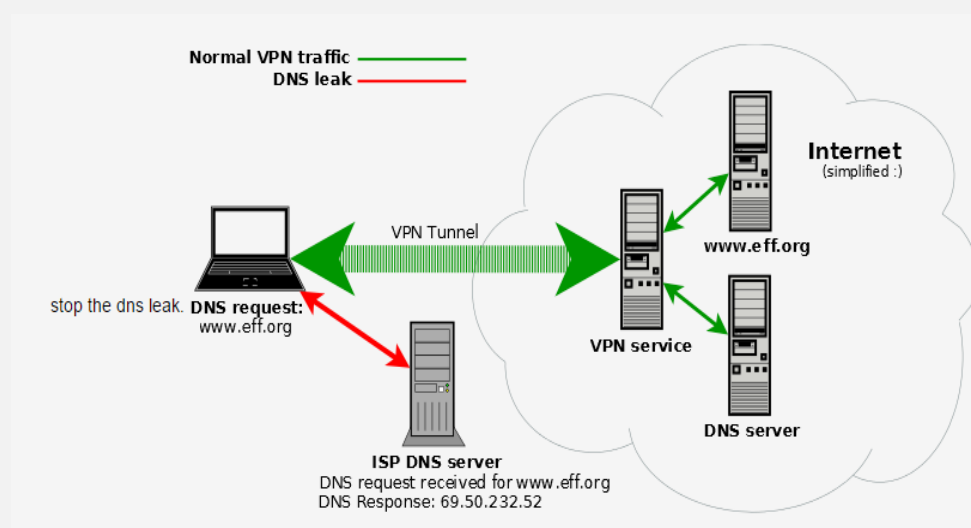
What are WebRTC leaks?

WebRTC is used for example for calling people, livestreaming, file transfer, etc. which can leak your IP. That's why many people catch your IP through Skype or Steam call or whatever.

- Make sure your VPN doesn't leak your IP by checking a site like <http://www.vpninsights.com/webrtc-leak-test>
- If WebRTC is enabled – Turn it off.

What are DNS Leaks?

A dns leak is, when your VPN doesn't route all the traffic through the VPN server, because the computer uses the default DNS Settings. To



check if you are exposed by this leak go to <https://www.dnsleaktest.com/>

- Special Privacy Browsers

There are some special privacy browsers.

Some change your user agent, some got a inbuild proxy, and then theres also TOR, routing you through a few servers with the onion principe – but we come to that later.

Privacy interested Users you can use:

Anti Detect → Spoofs User Agent etc. (Crack available)

Epic Privacy Browser [Free] → Inbuild Proxy Feature

TOR [Free] → Onion Principe + .onion access + JavaScript and Plugins Block

To be extra secure use those Browsers with NordVPN of course!

- Viruses and Files Handling

There are many files on forums and in general many viruses.

There are some steps you can do to be secure.

1. Always scan files you downloaded at virustotal.com → NEVER SCAN THE RAR OR ZIP !! You have to scan the exe file!
2. Run programs you dont trust in Sandboxie or Virtual Machine –

always!

3. The best antivirus is your brain! Don't run random shit which you don't trust. If you think you are not able to do that, then get an antivirus like BitDefender or Malwarebytes.

4. Reverse engineer programs → You can decompile some programs using ILSpy, to see their source code if you have last doubts about it

- File Encryption + File Deletion

To be safe, you keep files you don't want feds or others to see in an encrypted container.

This sounds harder to do as it is, actually it is pretty easy.

1. Download Veracrypt here:

<https://archive.codeplex.com/?p=veracrypt>

2. Install it, and open it up, then press create Volume, as we wanna create a container

3. Select normal container, we don't need a hidden one, then select any file you dont need, or create a txt file with

any name and select it, we gonna overwrite that one with our container

4. You can leave the default settings (AES + SHA512) as it is already really strong and NSA proof

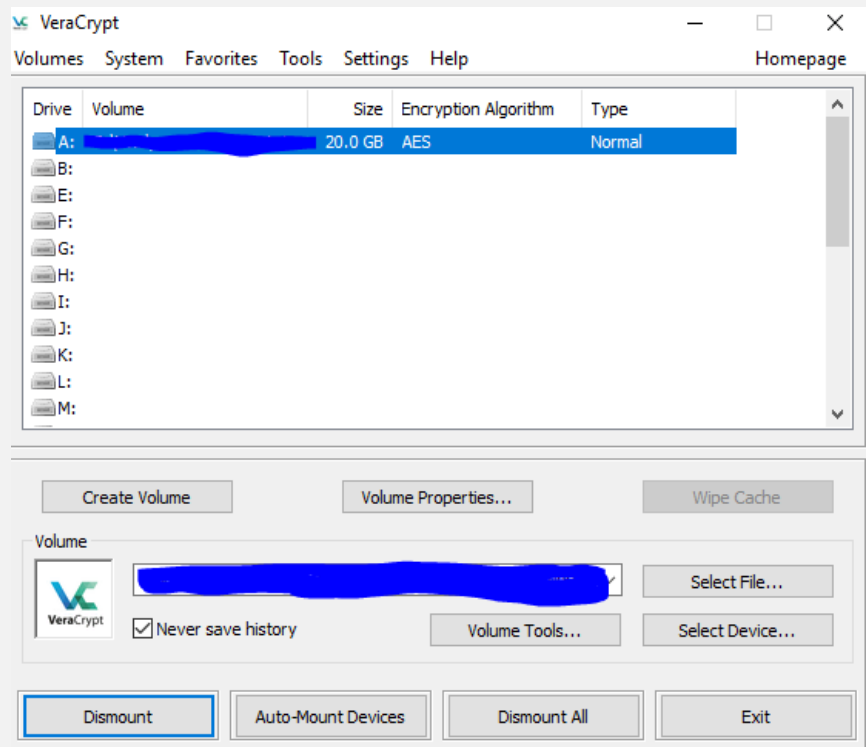
5. Select your container size

6. Type your password | NOTE: TAKE A VERY GOOD PASSWORD! A not brutefoce – able one, feel free to use a password generator.

Password example:

D4NwuWPE5wuwX!MGIh%21A03U0A&PzZQIJf@wsf6CRjQbS7pNx'
1baM

7. Jitter a bit with your mouse, that randomness is max and then format – and you're done, after that you just select a slot (e.g. A:) and mount your file and access the container like a normal drive on your PC



Also, when deleting files on windows, you can easily restore them. We don't want that, so we use a program like Secure Eraser.

Download: <http://secure-eraser.com/>

It deletes the file after overwriting it 7 times, or max 30 times so even special programs cant restore them.

- Usage of Sandboxie and Virtual Machines

To keep your real pc safe, as we don't want unneed viruses, we use Sandboxie or a Virtual Machine.

What you can do with Sandboxie?

- Control File Access from program
- Control Internet Access
- Control Registry Access
- Control Command Access (Deletion, etc.)

Advantages:

- See what programs want to do
- Don't let them change things you don't want to get changed

What you can do with a Virtual Machine and how does it work?

A virtual machine is basically a computer on your computer. As you

don't want to spend money on a virtual pc, you use a windows copy and activate with a default key or linux.

Why we use a virtual machine?

- Running programs safely, without risk of damages to the real pc
- Testing viruses
- Running programs, which only work for example on Linux
- Using another OS, for example people use Kali Linux on VMs, so they can easily use the tools in the background

How to create a virtual machine?

1. Get a program for virtual machines → I use VMWare – you can also use any other program
2. Create a virtual machine → Set the system OS and manage preferences of the virtual machine for example ram usage
3. Run the virtual machine and setup the OS
4. Use it

- Usage of TOR

For sure you already heard about TOR. TOR is a program which hides your IP behind many servers with the onion principle.

TOR is also a browser which provides you safety by disabling plugins and javascript because javascript can fuck you up.

With TOR you can access the Darknet, where you can find special forums, darkboards, buy drugs, weapons, all kinds of illegal things, watch illegal vids, etc.

I hardly recommend not to explore it alone if you fear evil things etc.

- Account Security

Account Security is a thing which most people just don't care about. That's the most common problem why people use their accounts.

Here the rules to keep your account safe:

- Always use good passwords or generated ones
- Never store your passwords in text files
- Never share your passwords. Not even your best friend should have your password.
- Use Email 2FA or phone 2FA (2 Factor Authorization – Code is being sent to your email address or phone and you have to confirm it's really you
- Always check the URL you are using – make sure it isn't a fake page (Check the URL for spelling mistakes for example L and not i OR àdidas.com etc. - You know what I mean)
- Check the https certificate
- Have an antivirus installed, which keeps you save from Keyloggers

Making profit out of cracking

- How to sell your accounts

Im going to show you some very nice ways to get rid of your accounts and make money with them.

The rule #1 is:

Do NOT tell people (except you sell on a cracking forum or you sell greedy people who don't care), that the accounts are cracked! - I mean – would you buy a cracked account? Of course not!

Method #1:

Selling on cracking forums

I think you all know this method, it's easy and you most likely won't get scammed if you trade with verified people there.

You register or if you are already registered you just create a thread in the selling section of the forum.

Things to keep in mind:

- Make sure the thread looks good, if you're able to make a nice looking

thread design with photoshop etc.

- Keep your prices low – it's a cracking forum and there is most likely ALWAYS competition
- Be friendly to customers so they recommend you!
- You can provide vouch copies (people get something for free from your things, and they leave an detailed review of your product (Can be very useful)

Method #2:

Selling on discord

Discord is nowadays probably the most used chat after Facebook / WhatsApp. Especially for gamers etc.

People on discord mostly don't know about cracking etc.

You can easily find people who are interested in cheap accounts, because who does not want things for cheap?

Just join big communities or ask some friends if they know people or communities – then dm people there and ask if they need [Account type your selling] for a cheaper price / your price.

If they are interested make sure they go first – so you don't get scammed – or use a middleman – and boom – easy good profit since people don't know about cracking there.

Many people use discord to sell fortnite accounts and I think discord is the best way nowadays to sell your accounts.

Method #3:

Selling via Twitter, Instagram, etc.

Social networks are always good places to sell your accounts. However I think twitter is the best choice.

I know many people who used to sell there, and they had lot of buyers and made great money. Usually they upload a list of their prices and available accounts to pastebin / hastebin / ghostbin, whatever and keep the link in their bio.

To grow their followerbase and reach more people they do giveaways like retweet giveaways, first retweets, follow those people etc.

This always works good and I did it myself and easily gained fast followers.

Make sure people who won in your giveaways or bought accounts post noscam tweets so more people trust you and you make more money.

Also you can work together with giveaway pages so they promote your shop / your twitter page. Very good deal.

Method #4:

Opening an account generator

Account generators always been a thing. It's even easy to do because there are many tutorials online and on youtube.

This method works perfectly together with the method #3 (Twitter).

You can promote your account generator there to gain more buyers.

You should keep your prices under 25€ / \$ so it's not to expensive.

You should decide yourself if you wanna offer lifetime, however you have to remember it's not a good business modell.

Account generators can get you very much money, I know people who had some and made in total 7k+€ in 3 months which is pretty dope in my opinion.

Also again you can work together with giveaway pages on twitter because many of them fancy account generators.

- Link Monetization

Link Monetization is a way which doesn't give you much money, but it can get you at least some money.

You simply post things in groups / forums which people want – you don't even have to post real content, just make sure your adf.ly link or any money site link is working and post it there.



If people click it, they see ads and you get money for people clicking it – easy money and it's even legal!

- Avoid getting scammed

Scamming can be pretty useful for you – however it's annoying if you get scammed yourself.

To make sure you don't get scammed here are some tips:

- Always use an middleman if someone doesn't want to go first

- Don't trade with someone who seems suspicious
- Don't open files from someone you don't trust
- Make sure people pay you with bitcoin – if you make them pay with paypal they can just refund the money – you don't want this of course
- Check the reputation of the person you're trading with
- Check the profile and info about the person you're trading with
- Look for reviews from other buyers to see if the seller is legit or not